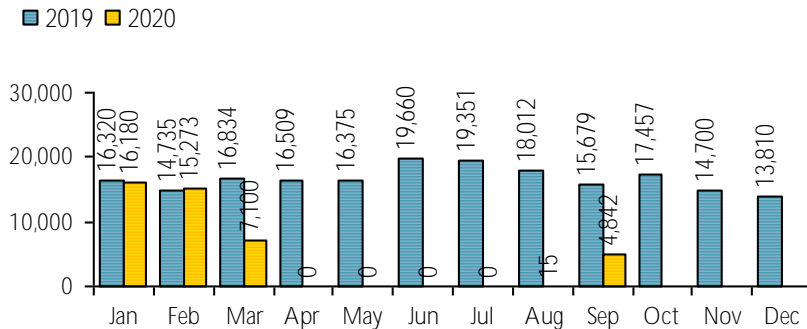


**LOGAN LIBRARY
MONTHLY REPORT
SEPTEMBER 2020**

The library was still closed between September 1st and 7th due to COVID-19, but re-opened with limited hours beginning September 8th
Books-by-mail and holds-pick-up services were available all month

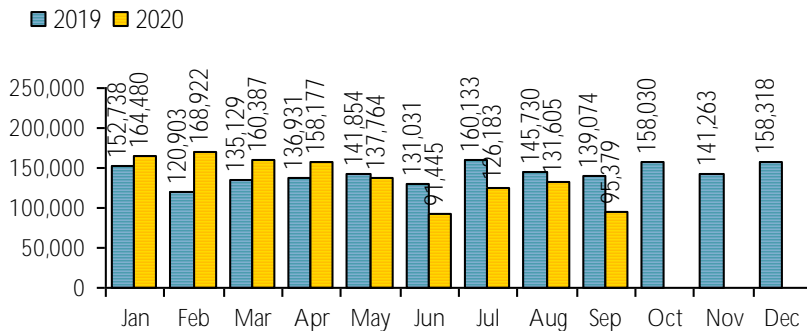
VISITS

Patron Exit Count: 4,842



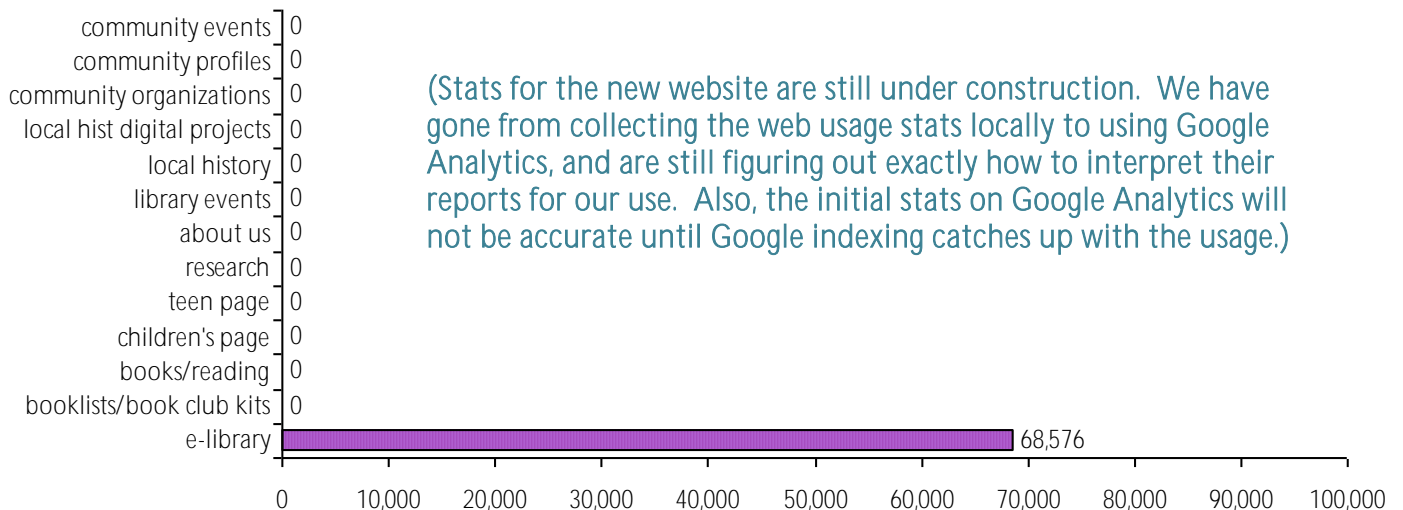
New cards this month: 180
Cards renewed this month: 202
Total Library Card Holders: 22,974
Inside of Logan: 19,430
Outside of Logan: 1,016
ILL and System cards: 2,528

Online Visits: 95,379



Average online visits per day: 3,179
Average minutes per visit: 3.92

Website Traffic Details:

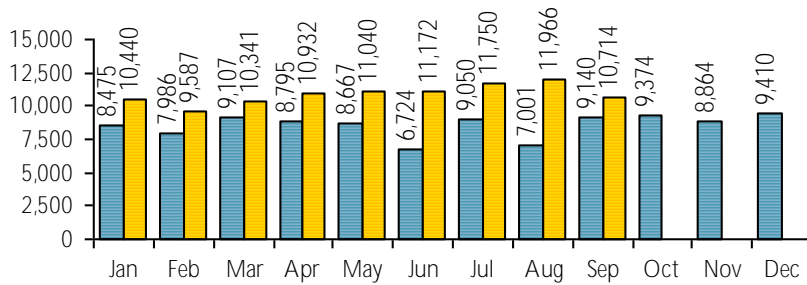


(Stats for the new website are still under construction. We have gone from collecting the web usage stats locally to using Google Analytics, and are still figuring out exactly how to interpret their reports for our use. Also, the initial stats on Google Analytics will not be accurate until Google indexing catches up with the usage.)

CIRCULATION

Online Circulation: 10,074

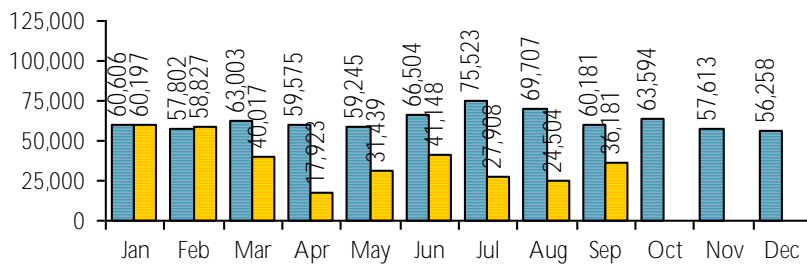
■ 2019 ■ 2020



Overdrive: 9,688
 RBDigital Audiobooks: 366
 RBDigital Magazines: 20
 Freegal Streaming: 569
 Freegal Downloads: 71

Physical Circulation: 36,181

■ 2019 ■ 2020



Average Physical Circulation: 1,447
 Highest day: 2,263 on Wed, Sep 30

Self Checkout Kiosk

successful logins: 856 successful checkouts: 852
 unsuccessful logins: 58

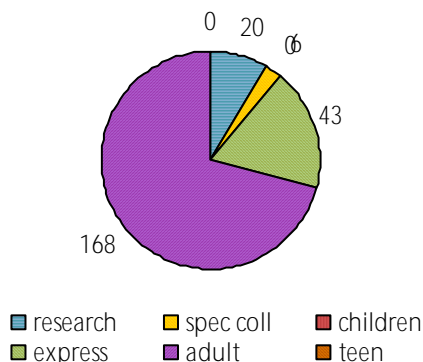
HOLDINGS

	nonfiction	fiction	audiovisual
items added	126	430	139
items withdrawn	586	649	72

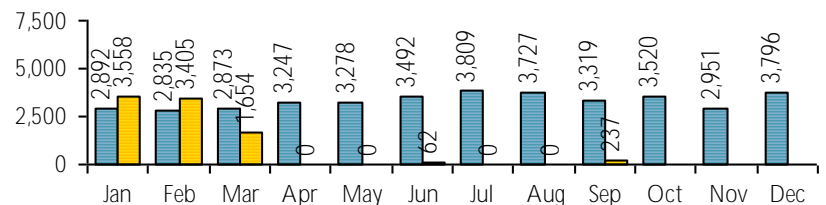
Items in collection: 163,141
 Titles in collection: 126,395

SERVICES

Computer Sessions: 237

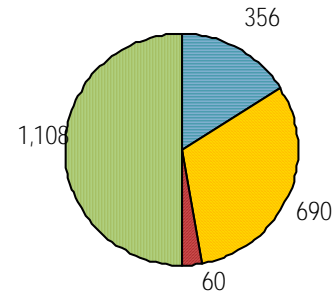
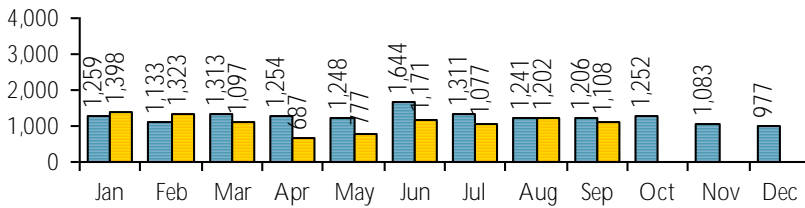


■ 2019 ■ 2020



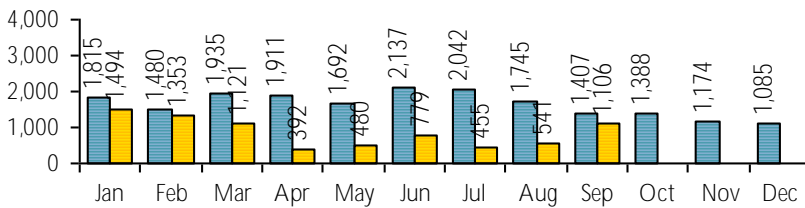
Reference Transactions: 1,108

2019 2020



Other Service Transactions: 1,106

2019 2020

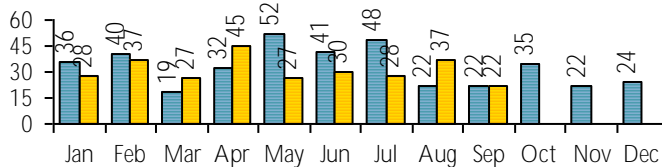


computer/printing directional/policy
other reference

Purchased Database Usage

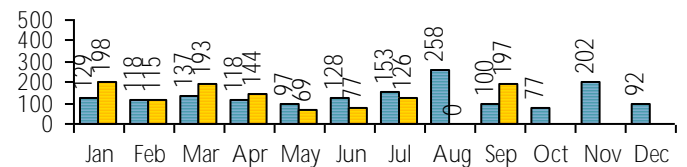
2019 2020

Consumer Reports




2019 2020

Niche Academy



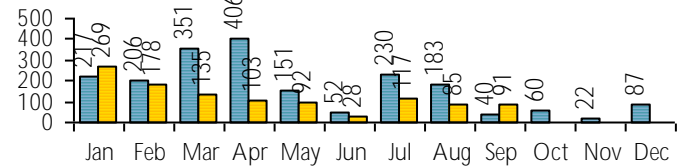
2019 2020

Creativebug Portal



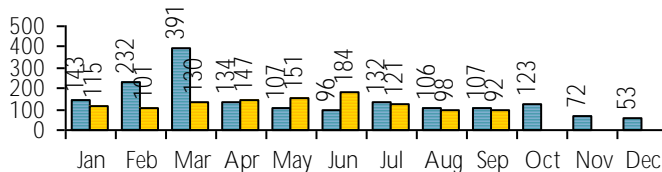
2019 2020

UniversalClass



2019 2020

Mango Languages



Scheduled Meeting Room Usage (this month / year to date)

	meetings	groups
Temple Fork Room (cap 12)	0 / 54	0 / 31
Old Ephraim Room (cap 16)	0 / 45	0 / 29
Old Juniper Room (cap 16)	0 / 47	0 / 38

	meetings	groups
RKJ Reading Room (cap 20)	0 / 12	0 / 11
Bonneville Room (cap 49)	0 / 99	0 / 63
Jim Bridger Room (cap 87)	0 / 71	0 / 49

Total Meetings: 0 / 328 Total Groups: 0 / 221

PROGRAMS

Children

	programs	people
Toddler Storytime	0	0
Preschool Storytime	0	0
Wild Rumpus Storytime	0	0
After School Activities	0	0
1000 Books Before Kindergarten		15

	programs	people
Other Children's Programs	12	0
(8) Online Storytime		
(4) Online Lego Club		
832 craft kits given out		

Teen/Tween

	programs	people
Teen Tuesday	0	0
Tween Time	0	0

	programs	people
Other Teen/Tween Programs	0	0

Adult and General

	programs	people
Monday Movies	0	0
Chess Night	0	0
Helicon West	0	0
Genealogy Club	0	0
Crafter's Club	0	0
Family Game Night	0	0
Outreach / Adult Storytime	0	0
Book a Librarian	1	
Pick-It-Up	879	

	programs	people
Other Programs	3	32
(2) Online Readers Circle (5)		
Writers in the Woods (27)		