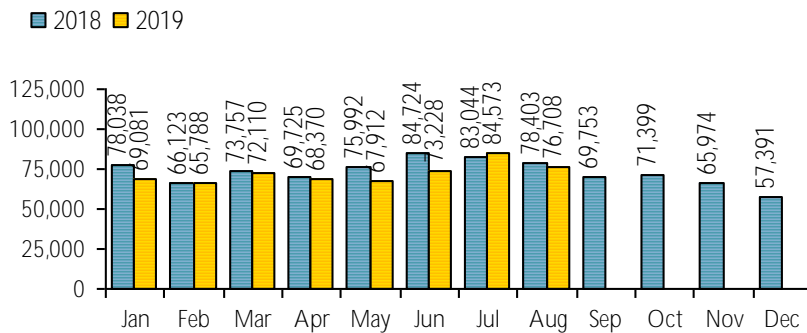


LOGAN LIBRARY
MONTHLY REPORT
AUGUST 2019

CIRCULATION

Total Circulation: 76,708



Physical Circulation: 69,707

Average Physical Circulation: 2,582

Highest day: 3,182 on Tue, Aug 6

Online Circulation: 7,001

Overdrive: 6,314

RBDigital Audiobooks: 568

RBDigital Magazines: 119

Self Checkout Kiosk

successful patrons: 1,071

patrons refused: 55

successful checkouts: 3,642

successful renewals: 306

items refused: 70

PROGRAMS

Children

	programs	people
Toddler Storytime	1	45
Summer Storytime	0	0
Spanish/Portuguese Storytime	0	0
STEAM Programs	1	67

	programs	people
Other Children's Programs	2	1,539

Summer Reading Program 1,459 children
turned in 4,153 reading cards this summer
1000 Books Before Kindergarten (80)

Teen/Tween

	programs	people
Teen Tuesday	4	82
Tween Time	4	23

	programs	people
Other Teen/Tween Programs	1	35

August Final Friday Party (35)

Adult and General

	programs	people
Monday Movies	4	72
Chess Night	1	4
Helicon West	1	52
Genealogy Club	1	2
Book a Librarian	2	
Pick-It-Up	4	

	programs	people
Other Programs	7	211

How to Avoid a Jerk or Jerkette (8)
Star Party (65)
Family Game Night (70)
(2) Outreach Adult Storytime (42)
Woodstock Movie Showing (8)
Friends Speaker Series (18)

HOLDINGS

	nonfiction	fiction	audiovisual
items added	126	870	247
items withdrawn	285	688	182

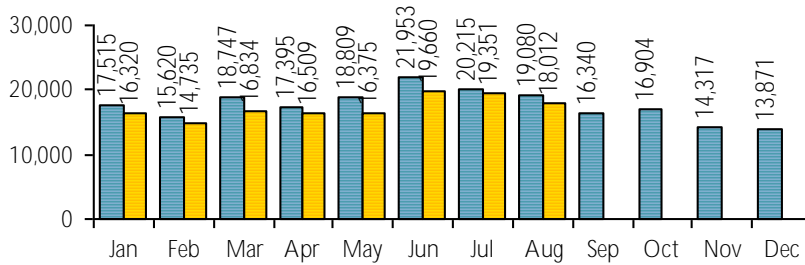
Items in collection: 194,457

Titles in collection: 150,058

VISITS

Patron Exit Count: 18,012

■ 2018 ■ 2019



New cards this month: 351

Cards renewed this month: 252

Total Library Card Holders: 24,308

Inside of Logan: 20,799

Outside of Logan: 1,066

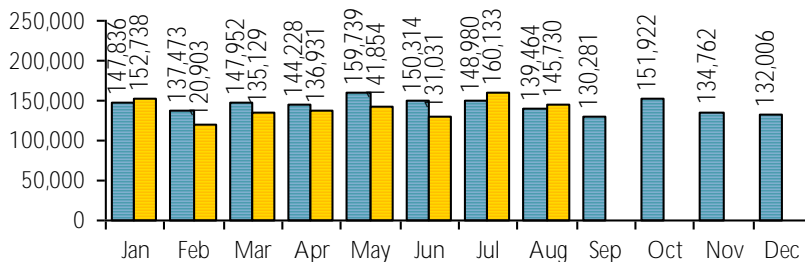
ILL and System cards: 2,443

Average in-house visits per day: 667

Physical circulations per visit: 3.87

Online Visits: 145,730

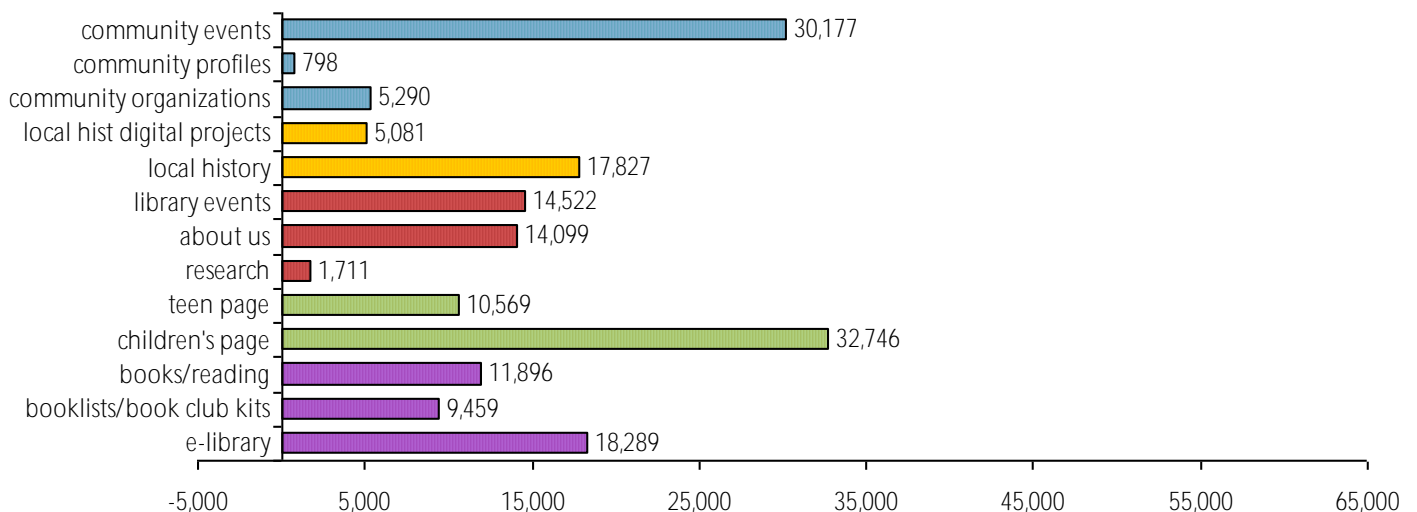
■ 2018 ■ 2019



Average online visits per day: 4,700

Average minutes per visit: 11.89

Website Traffic Details:



SERVICES

Scheduled Meeting Room Usage (this month / year to date)

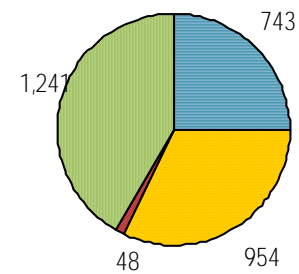
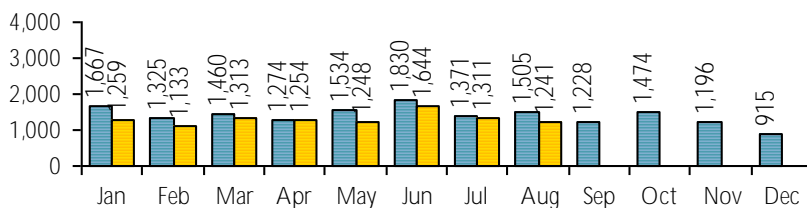
	meetings	groups
Temple Fork Room (cap 12)	16 / 122	11 / 98
Old Ephraim Room (cap 16)	14 / 132	11 / 95
Old Juniper Room (cap 16)	10 / 147	9 / 90

	meetings	groups
RKJ Reading Room (cap 20)	5 / 32	4 / 27
Bonneville Room (cap 49)	28 / 252	17 / 162
Jim Bridger Room (cap 87)	17 / 216	11 / 120

Total Meetings: 90 / 901 Total Groups: 63 / 592

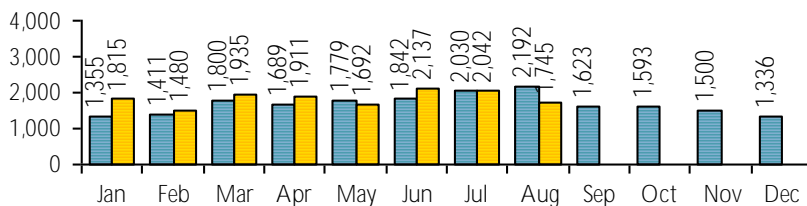
Reference Transactions: 1,241

2018 2019

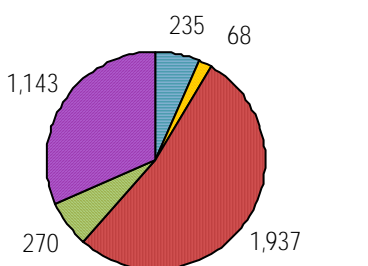


Other Service Transactions: 1,745

2018 2019

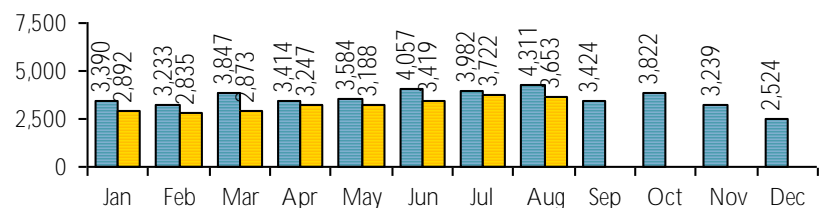


Computer Sessions: 3,653



research spec coll children
express adult

2018 2019



Purchased Database Usage

