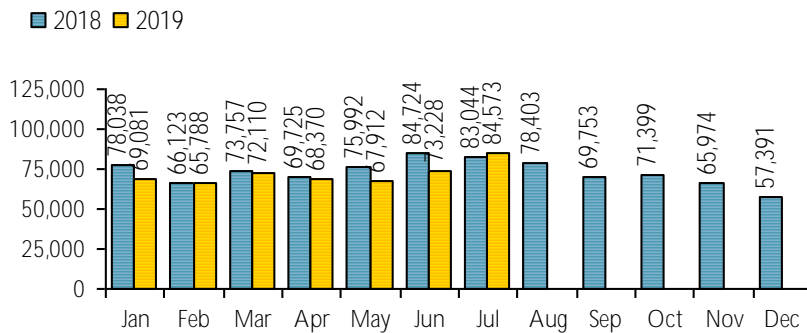


LOGAN LIBRARY
MONTHLY REPORT
JULY 2019

CIRCULATION

Total Circulation: 84,573



Physical Circulation: 75,523

Average Physical Circulation: 3,021

Highest day: 3,942 on Tue, Jul 2

Online Circulation: 9,050

Overdrive: 8,367

RBDigital Audiobooks: 560

RBDigital Magazines: 123

Self Checkout Kiosk

successful patrons: 1,183

patrons refused: 43

successful checkouts: 4,257

successful renewals: 308

items refused: 93

PROGRAMS

Children

	programs	people
Toddler Storytime	3	117
Summer Storytime	9	669
Spanish/Portuguese Storytime	6	98
STEAM Programs	3	200

	programs	people
Other Children's Programs	3	139

(2) Food, Fun and Reading (80)
1000 Books Before Kindergarten (59)

Teen/Tween

	programs	people
Teen Tuesday	5	90
Tween Time	4	27

	programs	people
Other Teen/Tween Programs	1	70

July Final Friday Party (70)

Adult and General

	programs	people
Monday Movies	5	78
Chess Night	0	0
Helicon West	1	40
Genealogy Club	0	0
Book a Librarian	1	
Pick-It-Up	9	

	programs	people
Other Programs	10	250

Storytime for Everyone (6)
Galley Walk / Game Night (150)
When We Left Earth (6)
Apollo 11 documentary (10)
Moon Landing lecture (32)
(3) Avoid falling for a Jerk or Jerkette (46)

HOLDINGS

	nonfiction	fiction	audiovisual
items added	96	413	155
items withdrawn	269	187	269

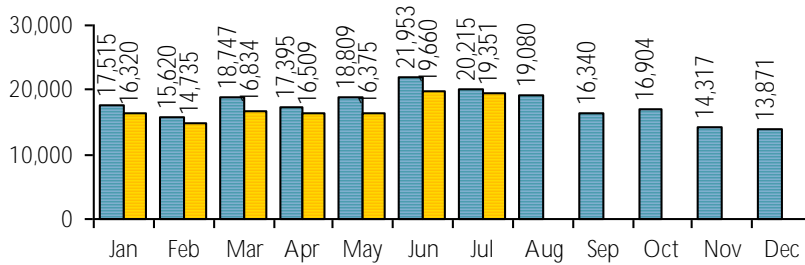
Items in collection: 194,457

Titles in collection: 150,058

VISITS

Patron Exit Count: 19,351

■ 2018 ■ 2019



New cards this month: 297

Cards renewed this month: 265

Total Library Card Holders: 24,315

Inside of Logan: 20,810

Outside of Logan: 1,060

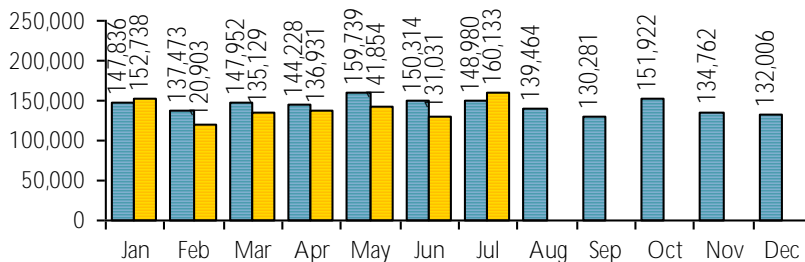
ILL and System cards: 2,445

Average in-house visits per day: 774

Physical circulations per visit: 3.90

Online Visits: 160,133

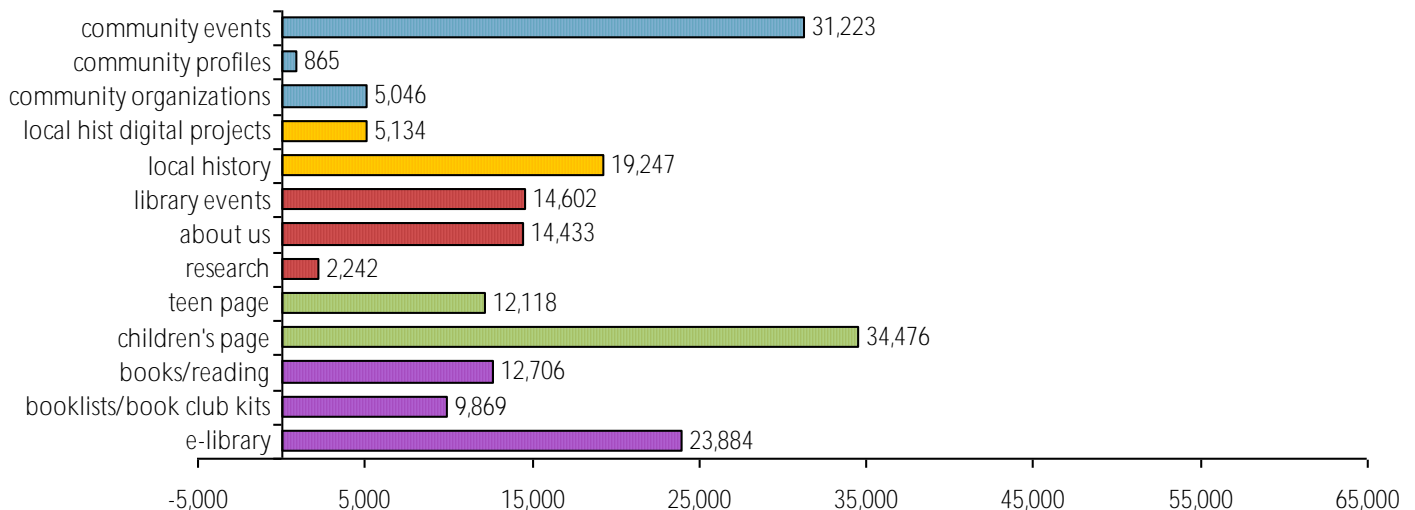
■ 2018 ■ 2019



Average online visits per day: 5,165

Average minutes per visit: 10.74

Website Traffic Details:



SERVICES

Scheduled Meeting Room Usage (this month / year to date)

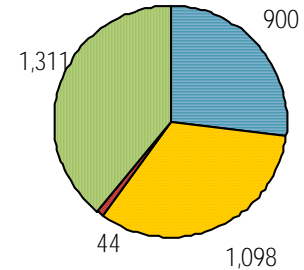
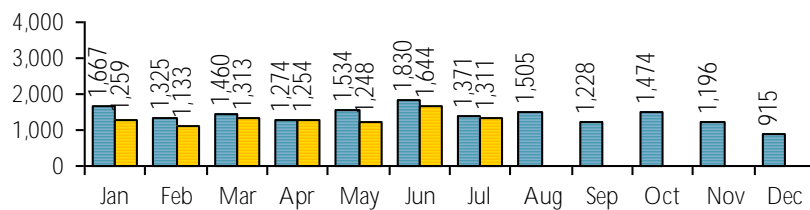
	meetings	groups
Temple Fork Room (cap 12)	12 / 106	9 / 87
Old Ephraim Room (cap 16)	15 / 118	8 / 84
Old Juniper Room (cap 16)	15 / 137	7 / 81

	meetings	groups
RKJ Reading Room (cap 20)	3 / 27	2 / 23
Bonneville Room (cap 49)	28 / 224	19 / 145
Jim Bridger Room (cap 87)	33 / 199	14 / 109

Total Meetings: 106 / 811 Total Groups: 59 / 529

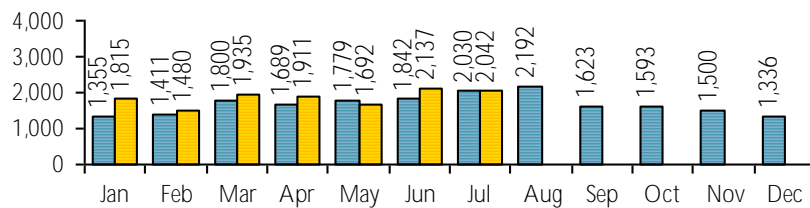
Reference Transactions: 1,311

2018 2019



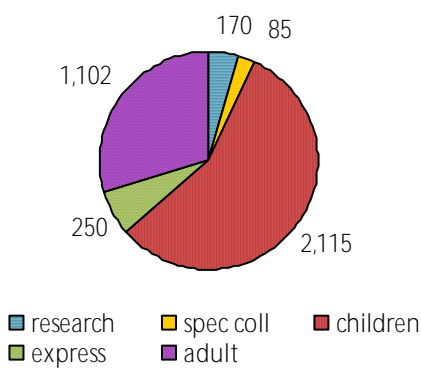
Other Service Transactions: 2,042

2018 2019

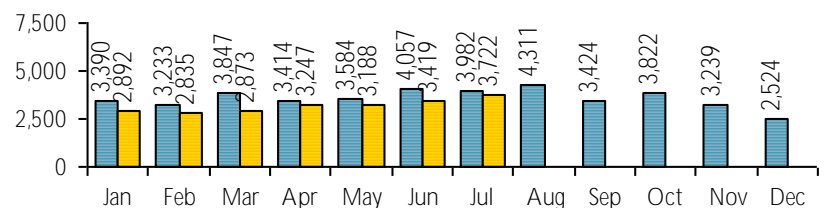


computer/printing directional/policy other reference

Computer Sessions: 3,722



2018 2019



Purchased Database Usage

