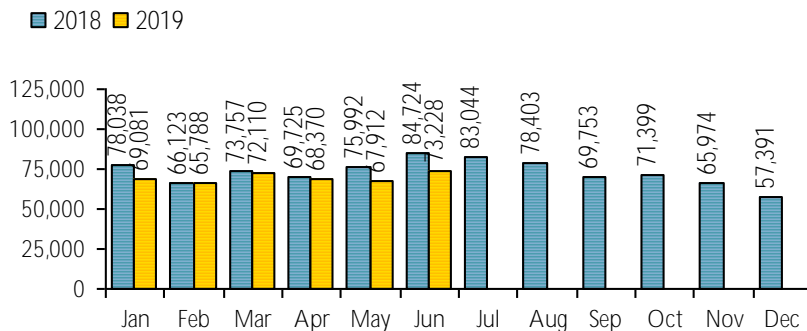


LOGAN LIBRARY
MONTHLY REPORT
JUNE 2019

CIRCULATION

Total Circulation: 73,228



Physical Circulation: 66,504

Average Physical Circulation: 2,660

Highest day: 4,022 on Mon, Jun 3

Online Circulation: 6,724

Overdrive: 6,080

RBDigital Audiobooks: 547

RBDigital Magazines: 97

Self Checkout Kiosk

successful patrons: 1,096

patrons refused: 46

successful checkouts: 3,919

successful renewals: 367

items refused: 57

PROGRAMS

Children

	programs	people
Toddler Storytime	4	173
Summer Storytime	8	582
Spanish/Portuguese Storytime	8	117
STEAM Programs	4	318

	programs	people
Other Children's Programs	7	391
(4) Food, Fun and Reading		(193)
Logan Parks Summer Camp Storytime		(56)
Radford's Roach Roadshow		(95)
1000 Books Before Kindergarten		(47)

Teen/Tween

	programs	people
Teen Tuesday	4	73
Tween Time	4	42

	programs	people
Other Teen/Tween Programs	1	56
June Final Friday Party		(56)

Adult and General

	programs	people
Monday Movies	4	80
Chess Night	1	6
Helicon West	1	16
Genealogy Club	1	4
Book a Librarian	2	
Pick-It-Up	5	

	programs	people
Other Programs	3	97
Sunshine Terrace tour and storytime		(12)
Storytime for Everyone		(75)
Stargazing 101		(10)

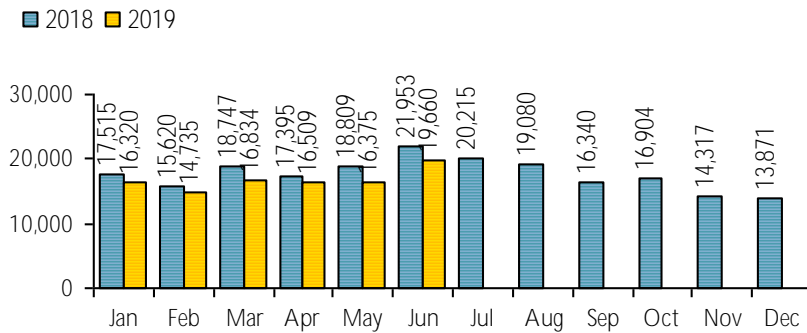
HOLDINGS

	nonfiction	fiction	audiovisual
items added	343	84	2
items withdrawn	246	124	70

Items in collection: 195,999
Titles in collection: 150,774

VISITS

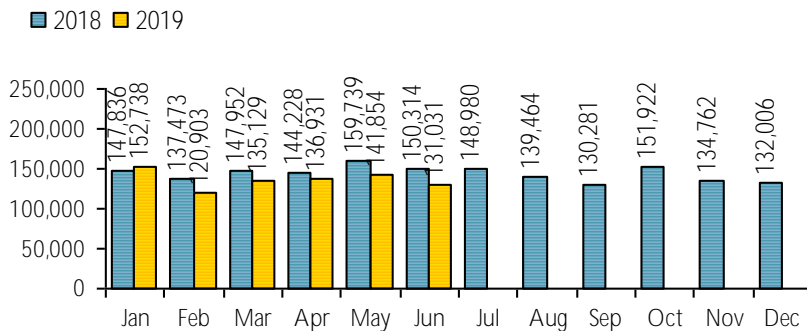
Patron Exit Count: 19,660



New cards this month: 397
Cards renewed this month: 304
Total Library Card Holders: 24,639
Inside of Logan: 21,143
Outside of Logan: 1,063
ILL and System cards: 2,433

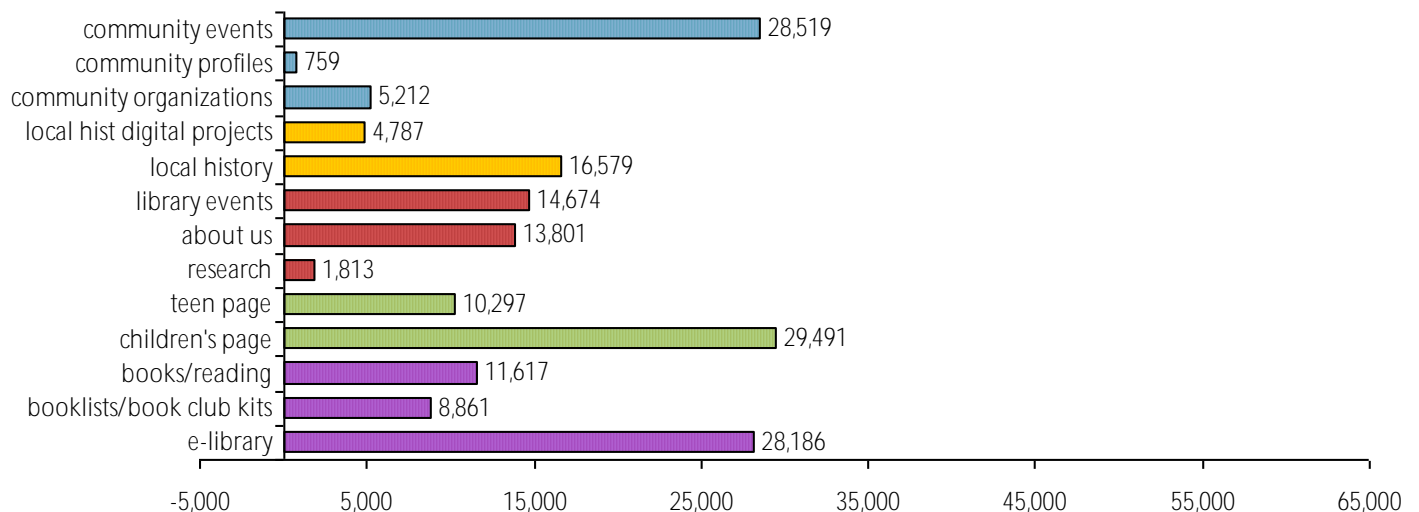
Average in-house visits per day: 786
Physical circulations per visit: 3.38

Online Visits: 131,031



Average online visits per day: 4,367
Average minutes per visit: 12.73

Website Traffic Details:



SERVICES

Scheduled Meeting Room Usage (this month / year to date)

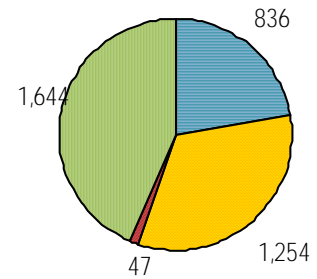
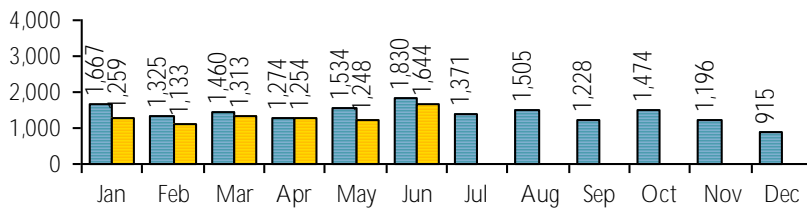
	meetings	groups
Temple Fork Room (cap 12)	16 / 94	12 / 78
Old Ephraim Room (cap 16)	13 / 103	11 / 76
Old Juniper Room (cap 16)	15 / 122	11 / 74

	meetings	groups
RKJ Reading Room (cap 20)	4 / 24	3 / 21
Bonneville Room (cap 49)	28 / 196	16 / 126
Jim Bridger Room (cap 87)	35 / 166	16 / 95

Total Meetings: 111 / 705 Total Groups: 69 / 470

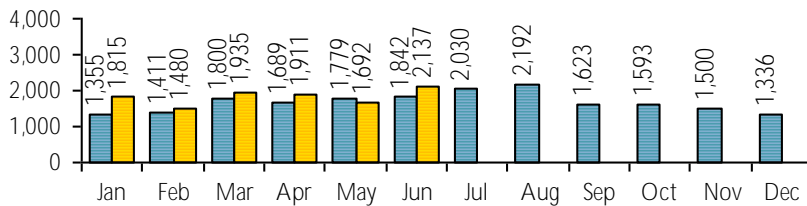
Reference Transactions: 1,644

2018 2019



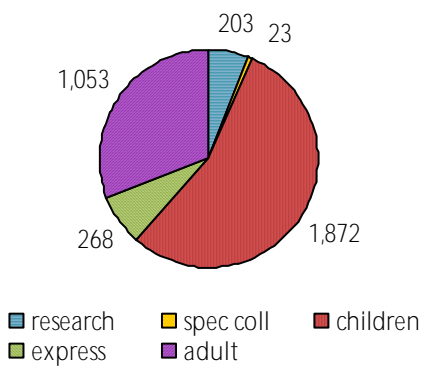
Other Service Transactions: 2,137

2018 2019

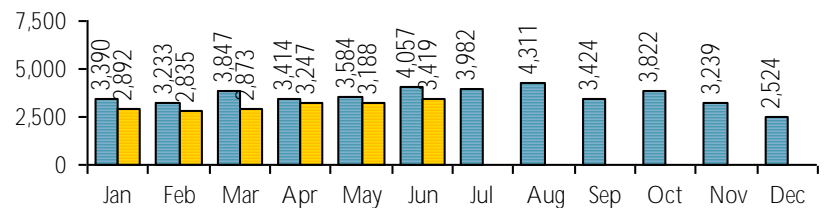


computer/printing directional/policy other reference

Computer Sessions: 3,419



2018 2019



Purchased Database Usage

