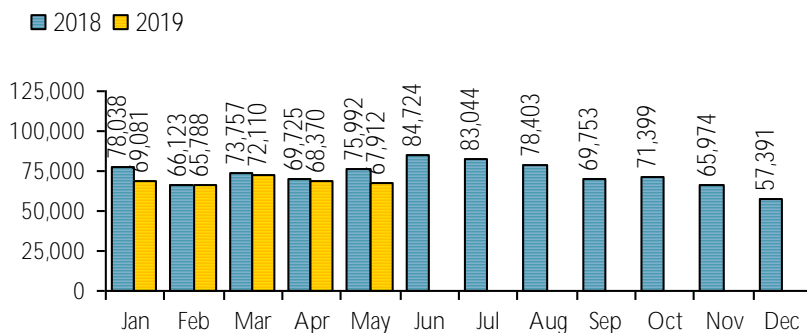


LOGAN LIBRARY
MONTHLY REPORT
MAY 2019

CIRCULATION

Total Circulation: 67,912



Physical Circulation: 59,245

Average Physical Circulation: 2,279

Highest day: 3,536 on Tue, May 28

Online Circulation: 8,667

Overdrive: 7,974

RBDigital Audiobooks: 572

RBDigital Magazines: 121

Self Checkout Kiosk

successful patrons: 969

patrons refused: 43

successful checkouts: 3,401

successful renewals: 183

items refused: 49

PROGRAMS

Children

	programs	people
Toddler Storytime	8	182
Preschool Storytime	8	67
Spanish/Portuguese Storytime	3	21
STEAM Programs	2	45

	programs	people
Other Children's Programs	6	259
1,000 books before Kindergarten		(72)
4 school class visits		(169)
parks & rec tour		(18)

Teen/Tween

	programs	people
Teen Tuesday	4	83
Tween Time	5	41

	programs	people
Other Teen/Tween Programs	1	101
teen info desk - 23 days		101 teens, 90 laptops, 82 mice, 51 headsets

Adult and General

	programs	people
Monday Movies	3	56
Chess Night	1	13
Helicon West	1	25
Genealogy Club	1	2
Book a Librarian	3	
Pick-It-Up	3	

	programs	people
Other Programs	2	34
couple links		(16)
square foot gardening		(18)

HOLDINGS

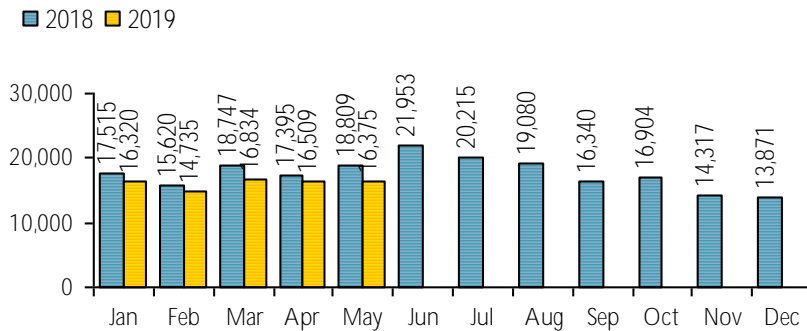
	nonfiction	fiction	audiovisual
items added	364	394	232
items withdrawn	176	496	244

Items in collection: 195,590

Titles in collection: 150,560

VISITS

Patron Exit Count: 16,375



New cards this month: 346

Cards renewed this month: 367

Total Library Card Holders: 24,249

Inside of Logan: 20,791

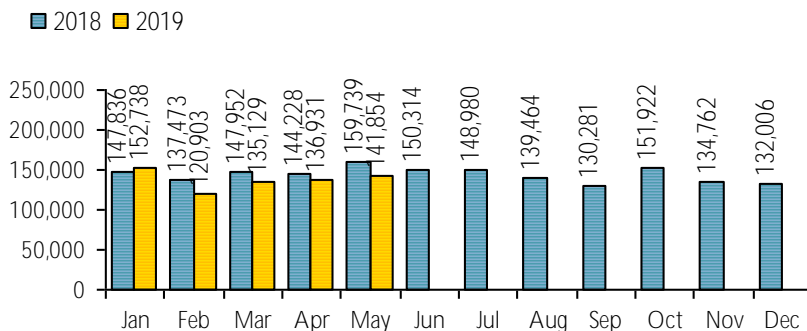
Outside of Logan: 1,036

ILL and System cards: 2,422

Average in-house visits per day: 630

Physical circulations per visit: 3.62

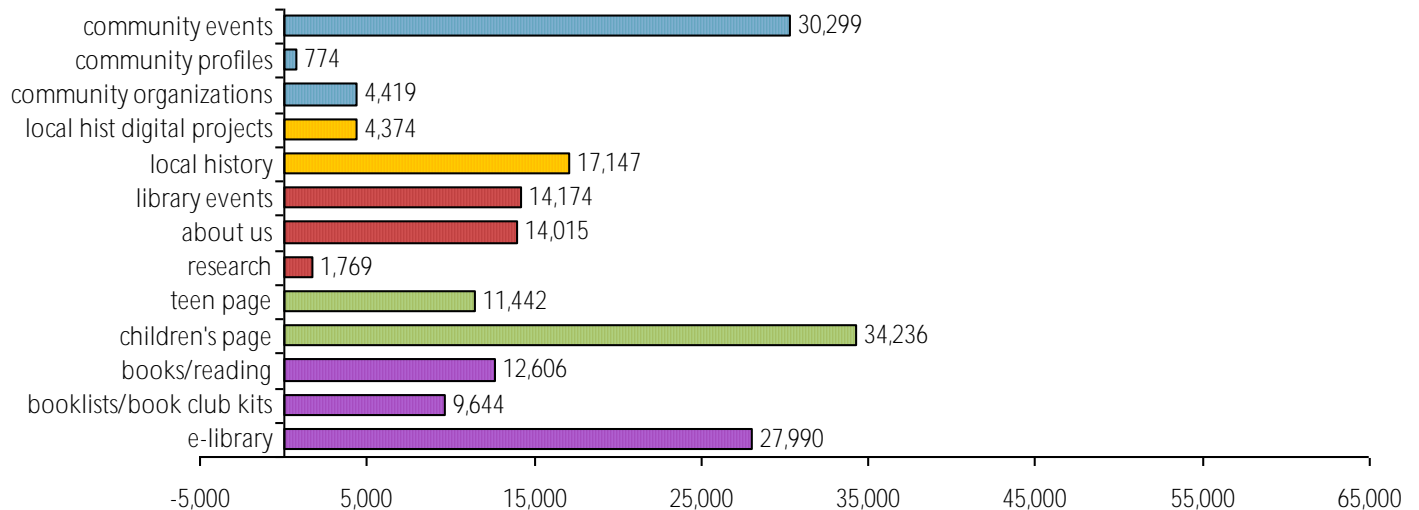
Online Visits: 141,854



Average online visits per day: 4,575

Average minutes per visit: 13.18

Website Traffic Details:



SERVICES

Scheduled Meeting Room Usage (this month / year to date)

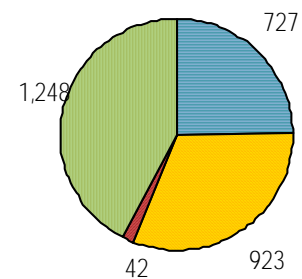
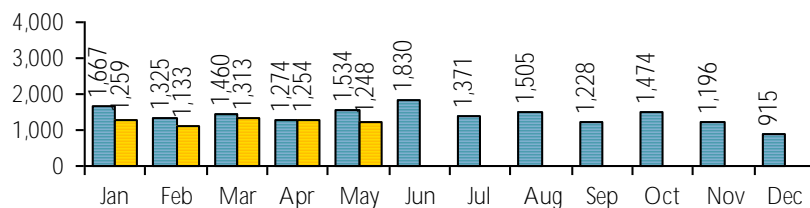
	meetings	groups
Temple Fork Room (cap 12)	16 / 78	12 / 66
Old Ephraim Room (cap 16)	10 / 90	7 / 65
Old Juniper Room (cap 16)	18 / 107	14 / 63

	meetings	groups
RKJ Reading Room (cap 20)	4 / 20	3 / 18
Bonneville Room (cap 49)	28 / 168	22 / 110
Jim Bridger Room (cap 87)	22 / 131	13 / 79

Total Meetings: 98 / 594 Total Groups: 71 / 401

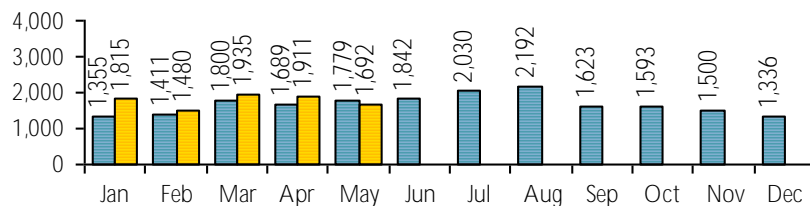
Reference Transactions: 1,248

2018 2019

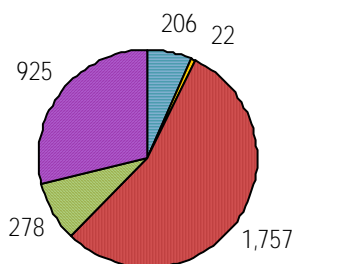


Other Service Transactions: 1,692

2018 2019

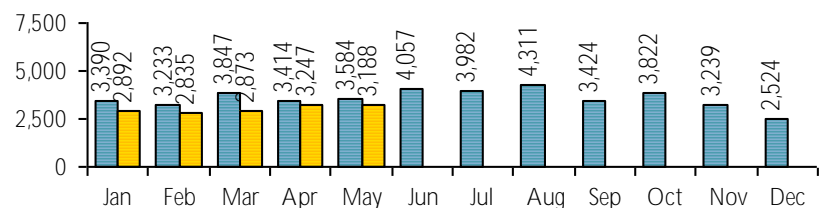


Computer Sessions: 3,188



research spec coll children
express adult

2018 2019



Purchased Database Usage

