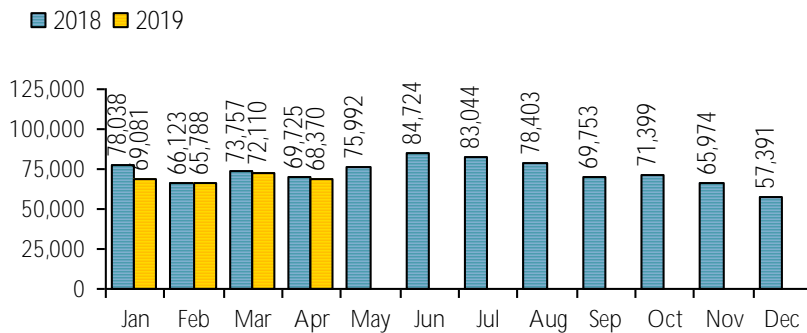


LOGAN LIBRARY  
MONTHLY REPORT  
APRIL 2019

CIRCULATION

Total Circulation: 68,370



Physical Circulation: 59,575

Average Physical Circulation: 2,128

Highest day: 3,125 on Mon, Apr 1

Online Circulation: 8,795

Overdrive: 8,236

RBDigital Audiobooks: 467

RBDigital Magazines: 92

Self Checkout Kiosk

successful patrons: 880

patrons refused: 39

successful checkouts: 3,001

successful renewals: 162

items refused: 56

PROGRAMS

Children

	programs	people
Toddler Storytime	10	246
Preschool Storytime	17	157
Spanish/Portuguese Storytime	6	65
STEAM Programs	3	66

Other Children's Programs	programs	people
	10	645

- 5 Spring Break Movies (160)
- 3 Yoga Storytime (160)
- Dia de los Niños (247)
- 1,000 Books before Kindergarten (78)

Teen/Tween

	programs	people
Teen Tuesday	5	92
Tween Time	4	43

Adult and General

	programs	people
Monday Movies	5	78
Chess Night	1	7
Helicon West	1	81
Genealogy Club	1	2
Book a Librarian	3	
Pick-It-Up	3	

Other Programs	programs	people
	8	970

- Square Foot Gardening (35)
- Garden Composting (17)
- 3 Couple Links (69)
- Community Fair (747)
- Gallery Walk / Family Game Night (83)
- Storyteller Barbara McBride-Smith (19)

## HOLDINGS

	nonfiction	fiction	audiovisual
items added	268	620	207
items withdrawn	643	1,080	405

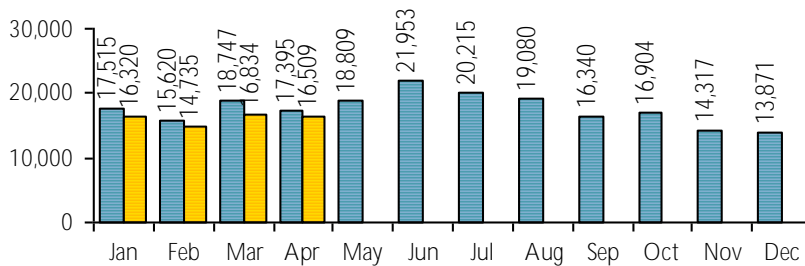
Items in collection: 196,191

Titles in collection: 150,774

## VISITS

Patron Exit Count: 16,509

■ 2018 ■ 2019



New cards this month: 209

Cards renewed this month: 174

Total Library Card Holders: 24,117

Inside of Logan: 20,662

Outside of Logan: 1,036

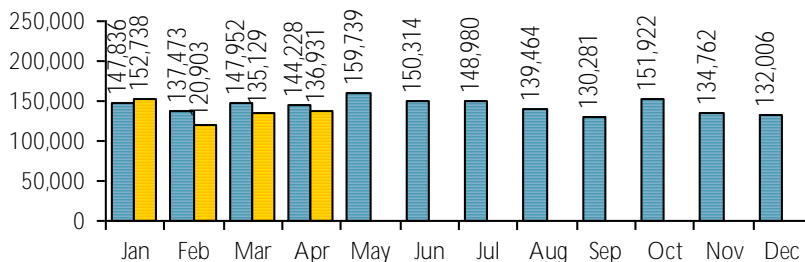
ILL and System cards: 2,419

Average in-house visits per day: 590

Physical circulations per visit: 3.61

Online Visits: 136,931

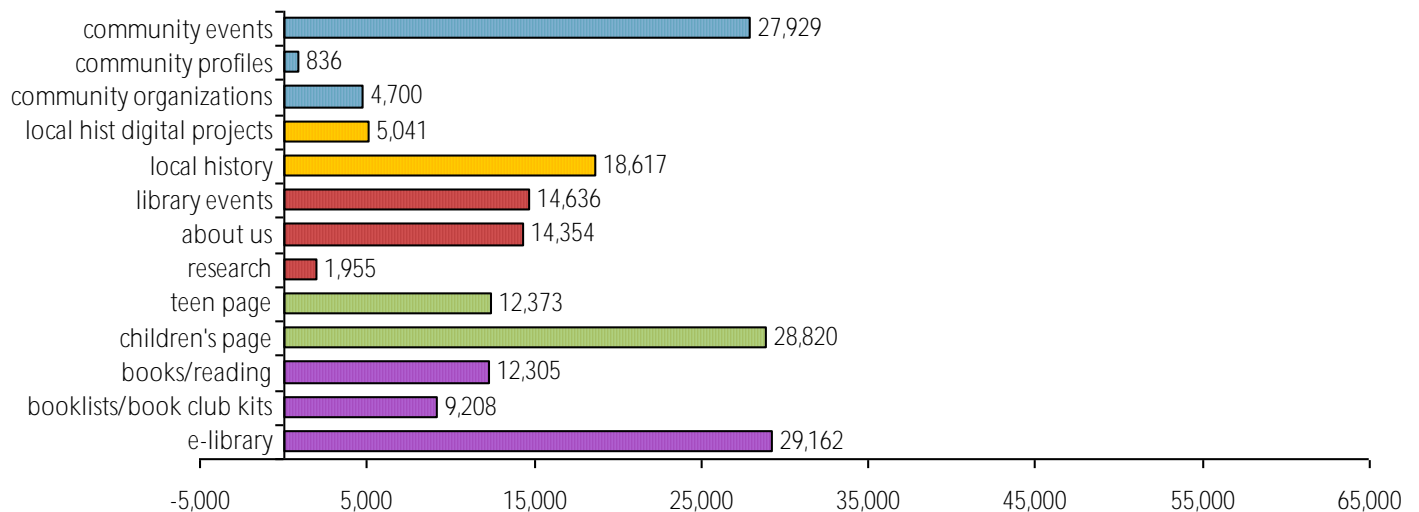
■ 2018 ■ 2019



Average online visits per day: 4,564

Average minutes per visit: 12.57

## Website Traffic Details:



## SERVICES

### Scheduled Meeting Room Usage (this month / year to date)

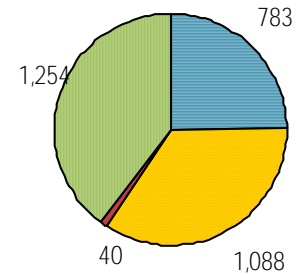
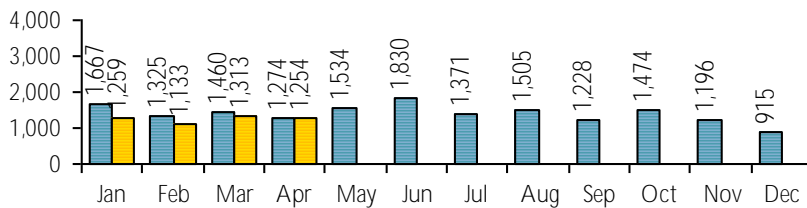
	meetings	groups
Temple Fork Room (cap 12)	22 / 62	17 / 54
Old Ephraim Room (cap 16)	18 / 80	13 / 58
Old Juniper Room (cap 16)	19 / 89	12 / 49

	meetings	groups
RKJ Reading Room (cap 20)	3 / 16	3 / 15
Bonneville Room (cap 49)	32 / 140	22 / 88
Jim Bridger Room (cap 87)	29 / 109	17 / 66

Total Meetings: 123 / 496 Total Groups: 84 / 330

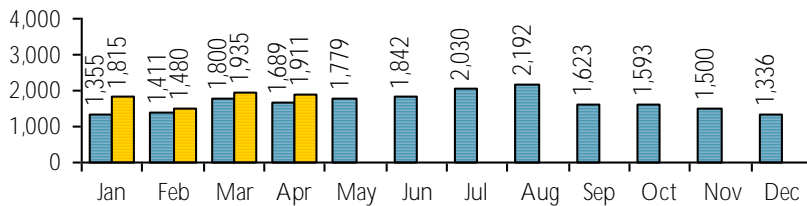
### Reference Transactions: 1,254

2018 2019

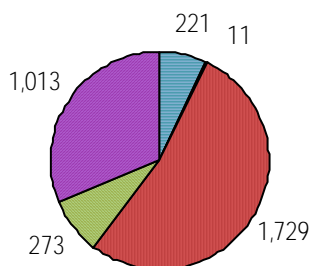


### Other Service Transactions: 1,911

2018 2019

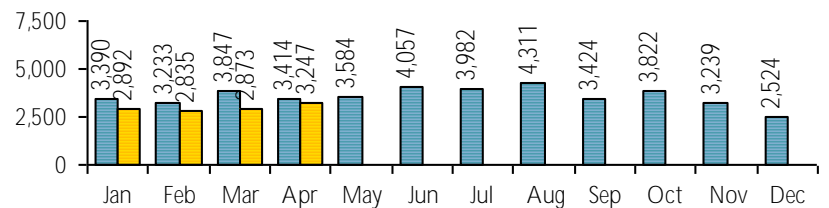


### Computer Sessions: 3,247



research spec coll children  
express adult

2018 2019



# Purchased Database Usage

