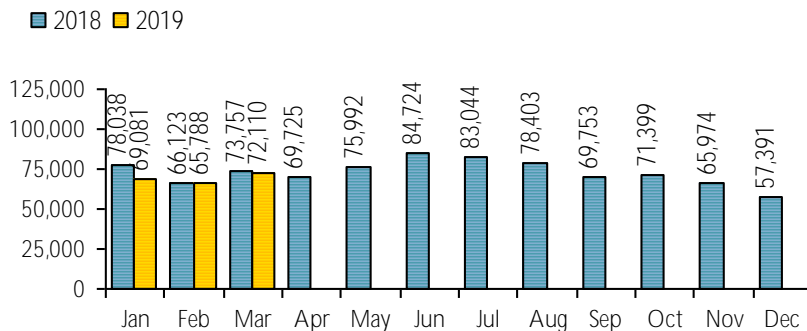


LOGAN LIBRARY
MONTHLY REPORT
MARCH 2019

CIRCULATION

Total Circulation: 72,110



Physical Circulation: 63,003

Average Physical Circulation: 2,423

Highest day: 3,007 on Thu, Mar 28

Online Circulation: 9,107

Overdrive: 8,469

RBDigital Audiobooks: 523

RBDigital Magazines: 115

Self Checkout Kiosk

successful patrons: 851

patrons refused: 37

successful checkouts: 3,138

successful renewals: 125

items refused: 44

PROGRAMS

Children

	programs	people
Toddler Storytime	9	225
Preschool Storytime	15	185
Spanish/Portuguese Storytime	6	83
STEAM Programs	4	86

	programs	people
Other Children's Programs	4	930

Ellis K-2 After School Club visit (32)

Dr Seuss Day (212)

Dr Seuss Scavenger Hunt participants (572)

1,000 books before Kindergarten (114)

Teen/Tween

	programs	people
Teen Tuesday	4	67
Tween Time	4	30

Adult and General

	programs	people
Monday Movies	4	130
Chess Night	1	3
Helicon West	2	105
Genealogy Club	0	0
Book a Librarian	1	
Pick-It-Up	7	

	programs	people
Other Programs	2	67

Family Game Night (54)

Poison Prevention Class (13)

HOLDINGS

	nonfiction	fiction	audiovisual
items added	231	544	209
items withdrawn	348	1,088	128

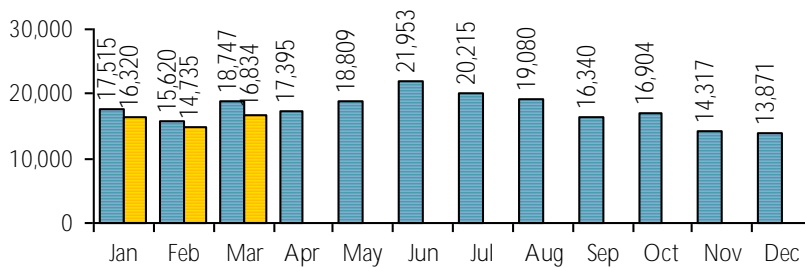
Items in collection: 196,843

Titles in collection: 151,042

VISITS

Patron Exit Count: 16,834

■ 2018 ■ 2019



New cards this month: 267

Cards renewed this month: 208

Total Library Card Holders: 24,286

Inside of Logan: 20,837

Outside of Logan: 1,038

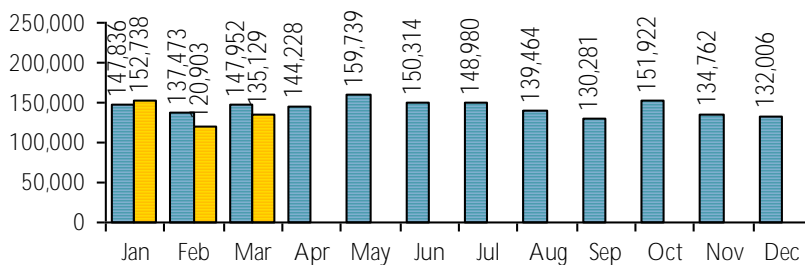
ILL and System cards: 2,411

Average in-house visits per day: 647

Physical circulations per visit: 3.74

Online Visits: 135,129

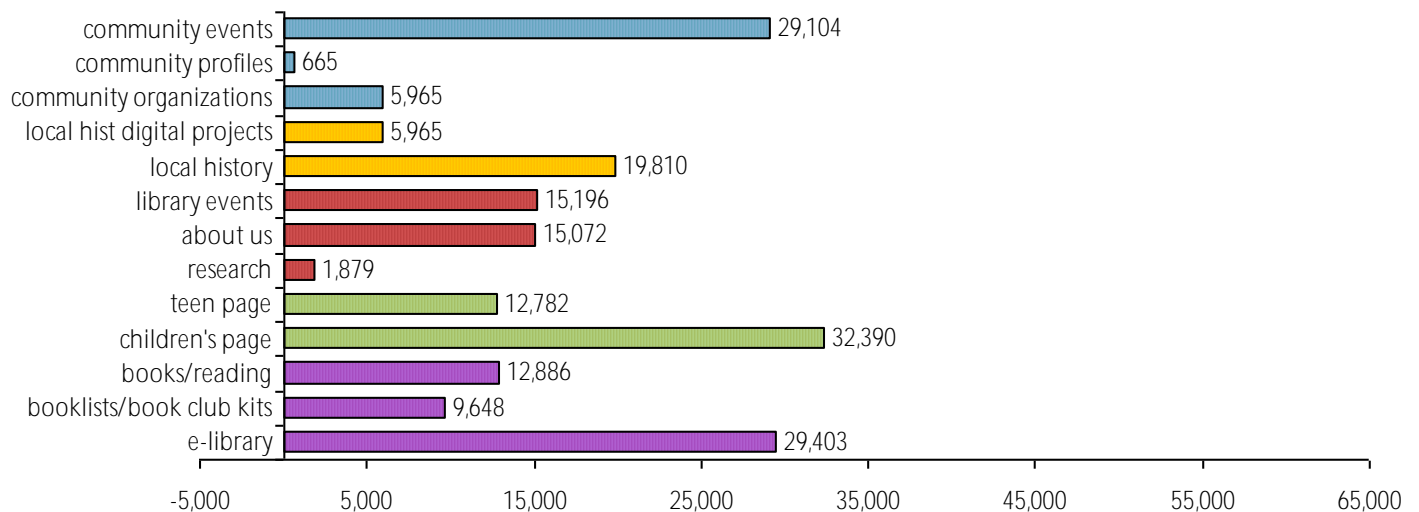
■ 2018 ■ 2019



Average online visits per day: 4,359

Average minutes per visit: 13.11

Website Traffic Details:



SERVICES

Scheduled Meeting Room Usage (this month / year to date)

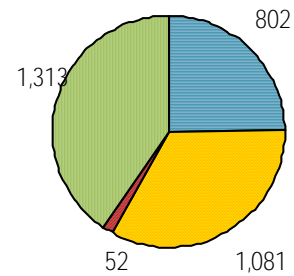
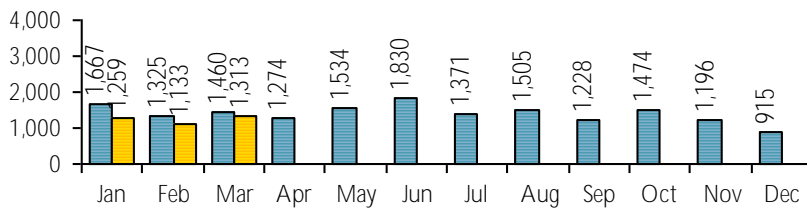
	meetings	groups
Temple Fork Room (cap 12)	15 / 40	14 / 37
Old Ephraim Room (cap 16)	22 / 62	19 / 45
Old Juniper Room (cap 16)	23 / 70	12 / 37

	meetings	groups
RKJ Reading Room (cap 20)	3 / 13	3 / 12
Bonneville Room (cap 49)	39 / 108	26 / 66
Jim Bridger Room (cap 87)	28 / 80	20 / 49

Total Meetings: 130 / 373 Total Groups: 94 / 246

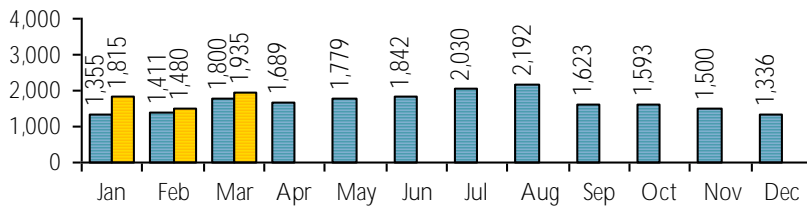
Reference Transactions: 1,313

2018 2019



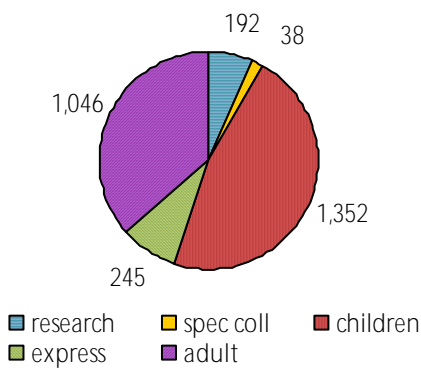
Other Service Transactions: 1,935

2018 2019

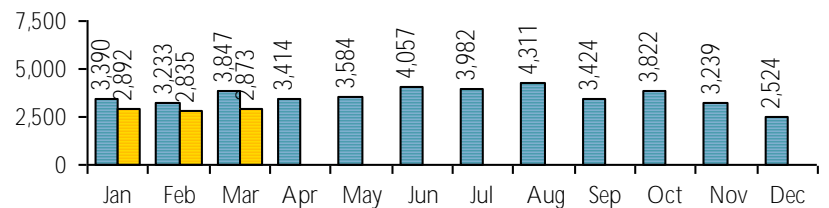


computer/printing directional/policy other reference

Computer Sessions: 2,873



2018 2019



Purchased Database Usage

