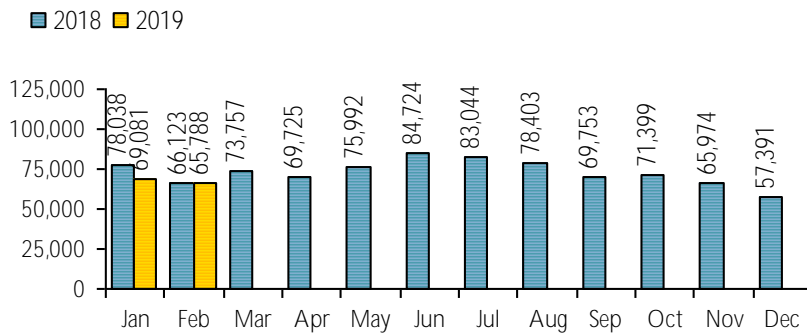


LOGAN LIBRARY
MONTHLY REPORT
FEBRUARY 2019

CIRCULATION

Total Circulation: 65,788



Physical Circulation: 57,802

Average Physical Circulation: 2,513

Highest day: 3,402 on Tue, Feb 19

Online Circulation: 7,986

Overdrive: 7,365

RBDigital Audiobooks: 505

RBDigital Magazines: 116

Self Checkout Kiosk

successful patrons: 663

patrons refused: 31

successful checkouts: 2,504

successful renewals: 78

items refused: 29

PROGRAMS

Children

	programs	people
Toddler Storytime	9	282
Preschool Storytime	15	286
Spanish/Portuguese Storytime	7	86
STEAM Programs	4	107

	programs	people
Other Children's Programs	1	81

1,000 books before Kindergarten (81)

Teen/Tween

	programs	people
Teen Tuesday	4	66
Tween Time	4	34

Adult and General

	programs	people
Monday Movies	3	18
Chess Night	1	7
Helicon West	2	80
Genealogy Club	1	6
Book a Librarian	2	
Pick-It-Up	5	

	programs	people
Other Programs	1	17

Terrace Grove genealogy (17)

HOLDINGS

	nonfiction	fiction	audiovisual
items added	165	484	260
items withdrawn	1,356	1,489	77

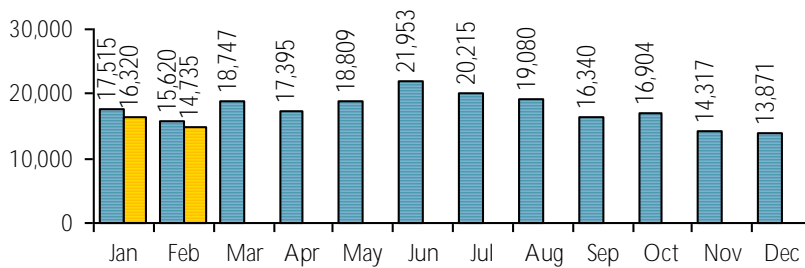
Items in collection: 196,188

Titles in collection: 150,666

VISITS

Patron Exit Count: 14,735

■ 2018 ■ 2019



New cards this month: 182

Cards renewed this month: 151

Total Library Card Holders: 24,219

Inside of Logan: 20,790

Outside of Logan: 1,030

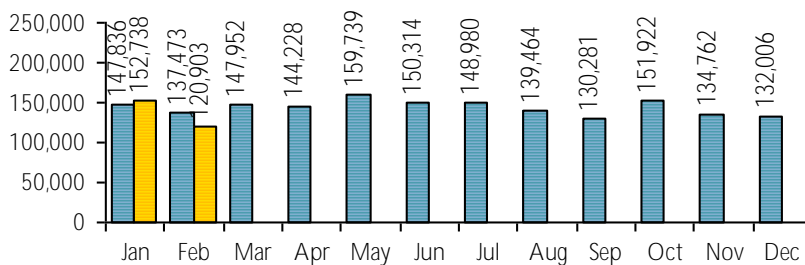
ILL and System cards: 2,399

Average in-house visits per day: 641

Physical circulations per visit: 3.92

Online Visits: 120,903

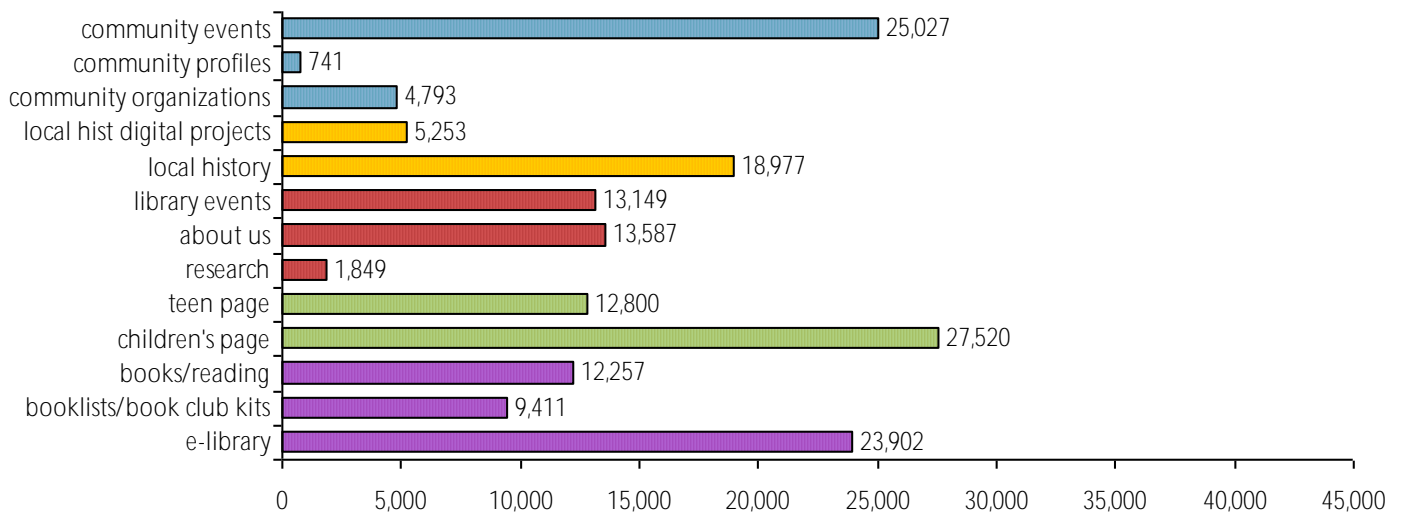
■ 2018 ■ 2019



Average online visits per day: 4,317

Average minutes per visit: 13.22

Website Traffic Details:



SERVICES

Scheduled Meeting Room Usage (this month / year to date)

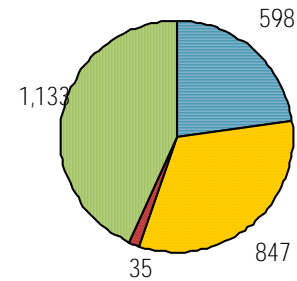
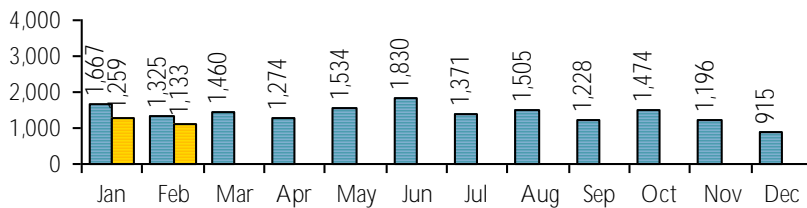
	meetings	groups
Temple Fork Room (cap 12)	15 / 25	13 / 23
Old Ephraim Room (cap 16)	18 / 40	12 / 26
Old Juniper Room (cap 16)	26 / 47	16 / 25

	meetings	groups
RKJ Reading Room (cap 20)	2 / 10	2 / 9
Bonneville Room (cap 49)	33 / 69	19 / 40
Jim Bridger Room (cap 87)	23 / 52	13 / 29

Total Meetings: 117 / 243 Total Groups: 75 / 152

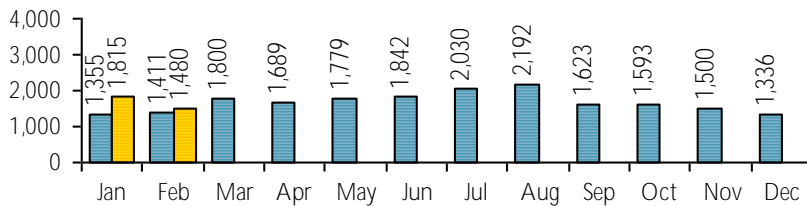
Reference Transactions: 1,133

2018 2019

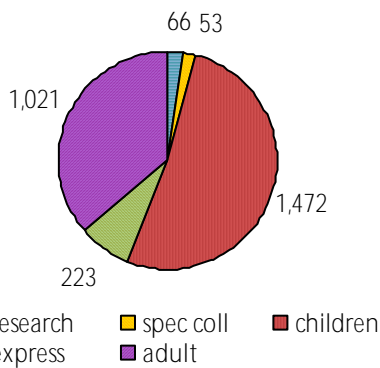


Other Service Transactions: 1,480

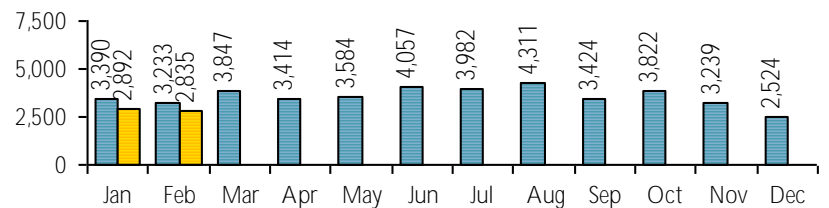
2018 2019



Computer Sessions: 2,835



2018 2019



Purchased Database Usage

