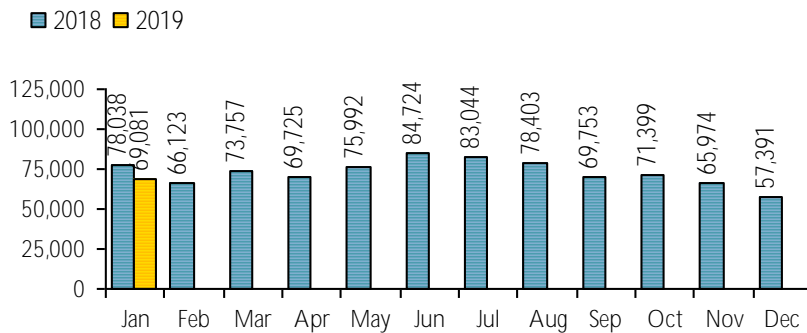


LOGAN LIBRARY
MONTHLY REPORT
JANUARY 2019

CIRCULATION

Total Circulation: 69,081



Physical Circulation: 60,606

Average Physical Circulation: 2,331

Highest day: 3,533 on Tue, Jan 22

Online Circulation: 8,475

Overdrive: 7,858

RBDigital Audiobooks: 490

RBDigital Magazines: 127

Self Checkout Kiosk

successful patrons: 492

patrons refused: 23

successful checkouts: 1,687

successful renewals: 181

items refused: 72

PROGRAMS

Children

	programs	people
Toddler Storytime	12	255
Preschool Storytime	20	264
Spanish/Portuguese Storytime	8	97
STEAM Programs	4	152

	programs	people
Other Children's Programs	1	87

1000 books before Kindergarten (87)

Teen/Tween

	programs	people
Teen Tuesday	4	59
Tween Time	4	42

Adult and General

	programs	people
Monday Movies	3	25
Chess Night	1	3
Helicon West	2	91
Genealogy Club	1	3
Book a Librarian	0	
Pick-It-Up	2	

	programs	people
Other Programs	8	1,152

- (4) Love & Logic (91)
- (1) Family Game Night (250)
- (1) Tyler Whitesides/Frank Cole event (706)
- (1) Writers Conference (75)
- (1) Book Signing (30)

HOLDINGS

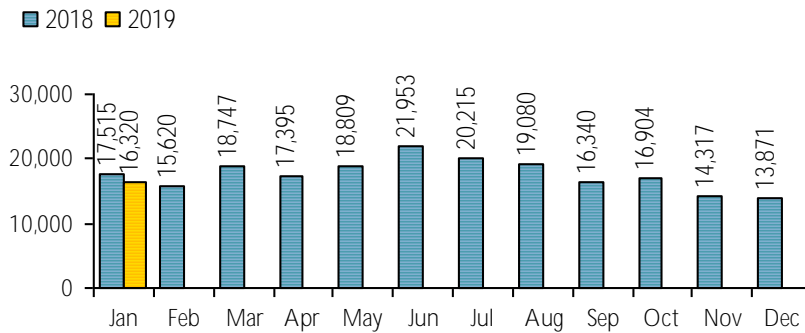
	nonfiction	fiction	audiovisual
items added	261	595	264
items withdrawn	303	669	81

Items in collection: 198,388

Titles in collection: 151,990

VISITS

Patron Exit Count: 16,320



New cards this month: 291

Cards renewed this month: 194

Total Library Card Holders: 24,240

Inside of Logan: 20,816

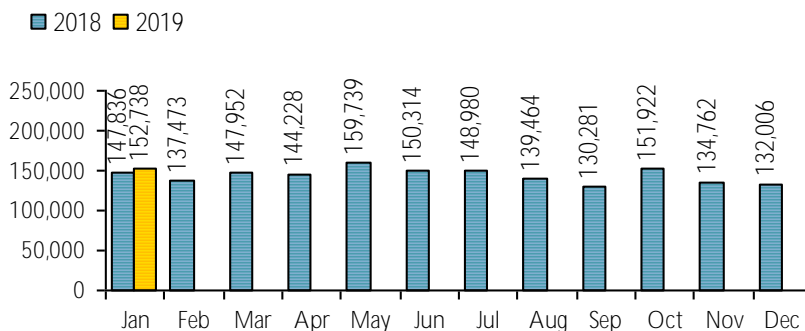
Outside of Logan: 1,026

ILL and System cards: 2,398

Average in-house visits per day: 628

Physical circulations per visit: 3.71

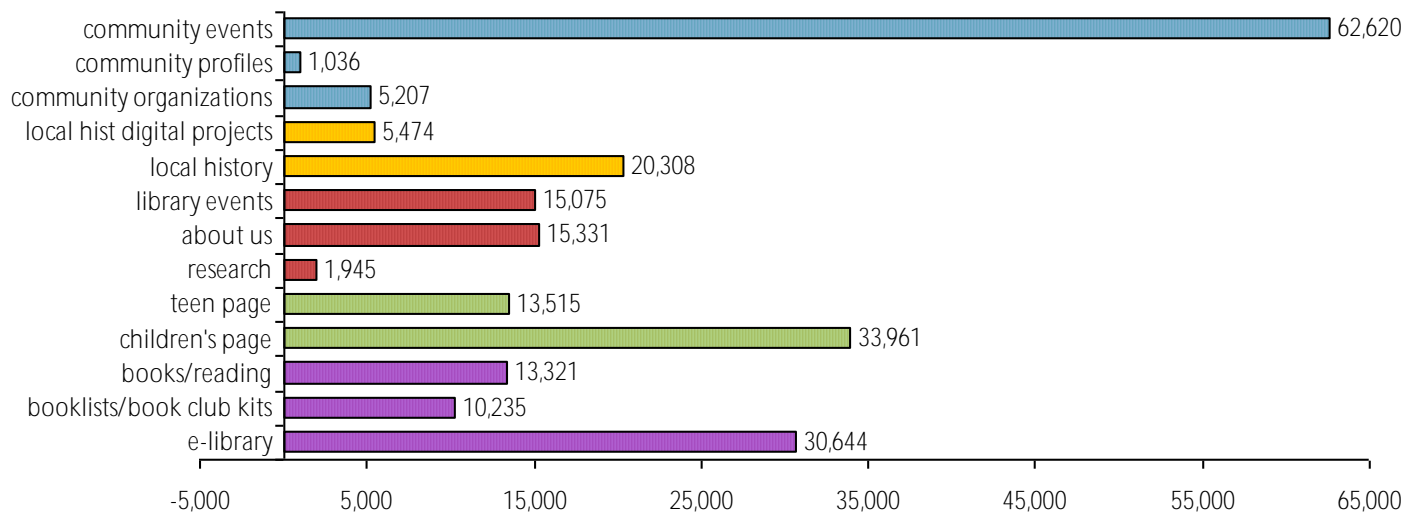
Online Visits: 152,738



Average online visits per day: 4,927

Average minutes per visit: 12.24

Website Traffic Details:



SERVICES

Scheduled Meeting Room Usage (this month / year to date)

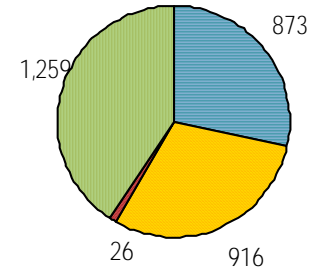
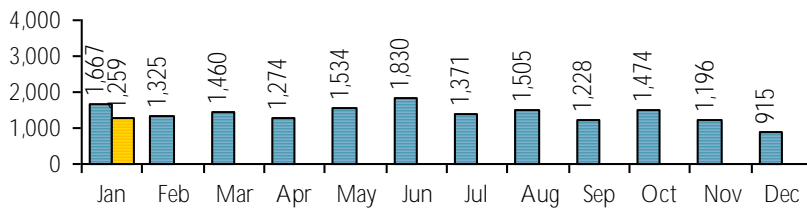
	meetings	groups
Temple Fork Room (cap 12)	10 / 10	10 / 10
Old Ephraim Room (cap 16)	22 / 22	14 / 14
Old Juniper Room (cap 16)	21 / 21	9 / 9

	meetings	groups
RKJ Reading Room (cap 20)	8 / 8	7 / 7
Bonneville Room (cap 49)	36 / 36	21 / 21
Jim Bridger Room (cap 87)	29 / 29	16 / 16

Total Meetings: 126 / 126 Total Groups: 77 / 77

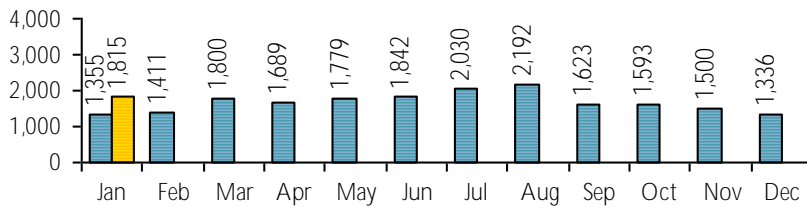
Reference Transactions: 1,259

2018 2019

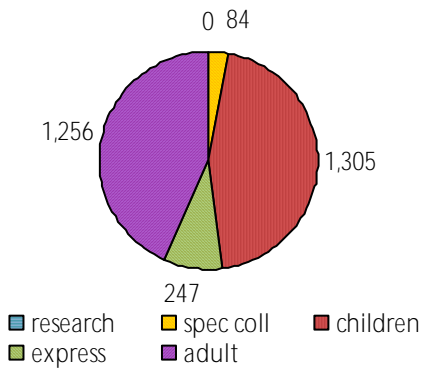


Other Service Transactions: 1,815

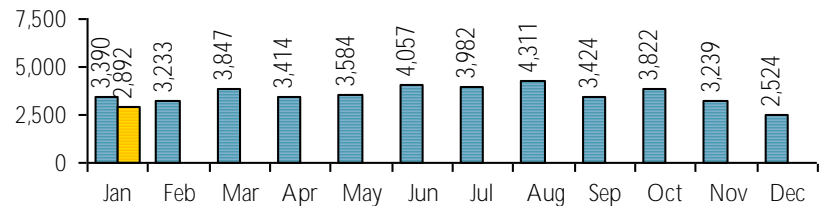
2018 2019



Computer Sessions: 2,892



2018 2019



Purchased Database Usage

