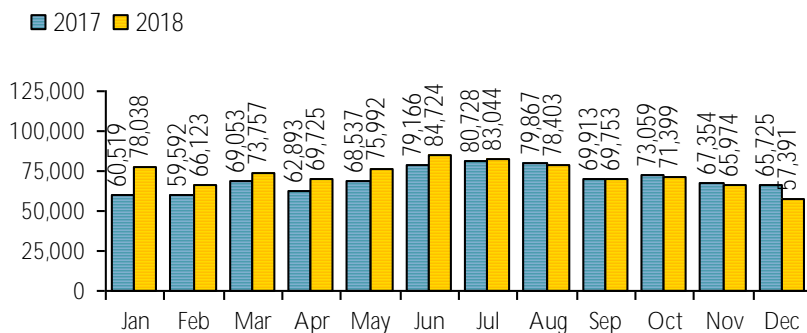


**LOGAN LIBRARY  
MONTHLY REPORT  
DECEMBER 2018**

**CIRCULATION**

**Total Circulation: 57,391**



**Physical Circulation: 49,805**

Average Physical Circulation: 1,992

Highest day: 2,724 on Wed, Dec 26

**Online Circulation: 7,586**

Overdrive: 7,013

RBDigital Audiobooks: 507

RBDigital Magazines: 66

**Self Checkout Kiosk**

successful patrons: 416

patrons refused: 18

successful checkouts: 1,421

successful renewals: 251

items refused: 48

**PROGRAMS**

**Children**

	programs	people
Toddler Storytime	0	0
Preschool Storytime	0	0
Spanish/Portuguese Storytime	2	20
STEAM Programs	2	45

	programs	people
Other Children's Programs	9	577
1,000 books before Kindergarten	(55)	
Holiday Festival	(120)	
5 Winter Break Film Festival	(72)	
2 Santa Storytimes	(330)	

**Teen/Tween**

	programs	people
Teen Tuesday	3	31
Tween Time	3	20

	programs	people
Other Teen/Tween Programs	2	24
2 Hour of Code	(24)	

**Adult and General**

	programs	people
Monday Movies	3	41
Chess Night	1	6
Helicon West	1	64
Genealogy Club	1	3
Book a Librarian	2	
Pick-It-Up	0	

	programs	people
Other Programs	1	26
armchair gardening	(26)	

## HOLDINGS

	nonfiction	fiction	audiovisual
items added	294	668	223
items withdrawn	597	116	407

Items in collection: 197,243

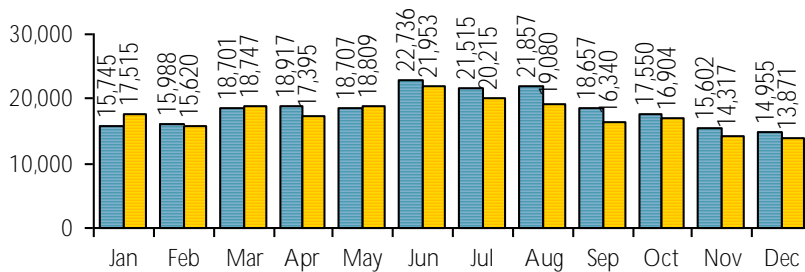
Titles in collection: 151,243

(old eResource records have been purged from the catalog)

## VISITS

Patron Exit Count: 13,871

■ 2017 ■ 2018



New cards this month: 167

Cards renewed this month: 144

Total Library Card Holders: 24,287

Inside of Logan: 20,884

Outside of Logan: 1,014

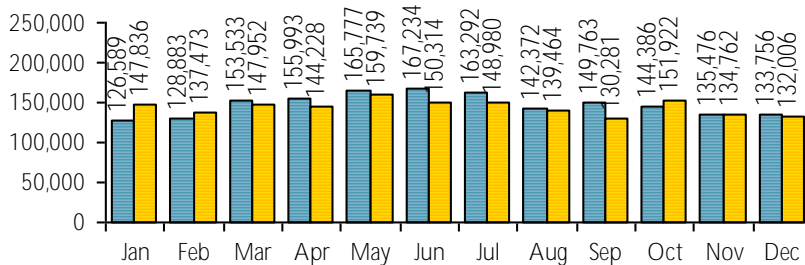
ILL and System cards: 2,389

Average in-house visits per day: 555

Physical circulations per visit: 3.59

Online Visits: 132,006

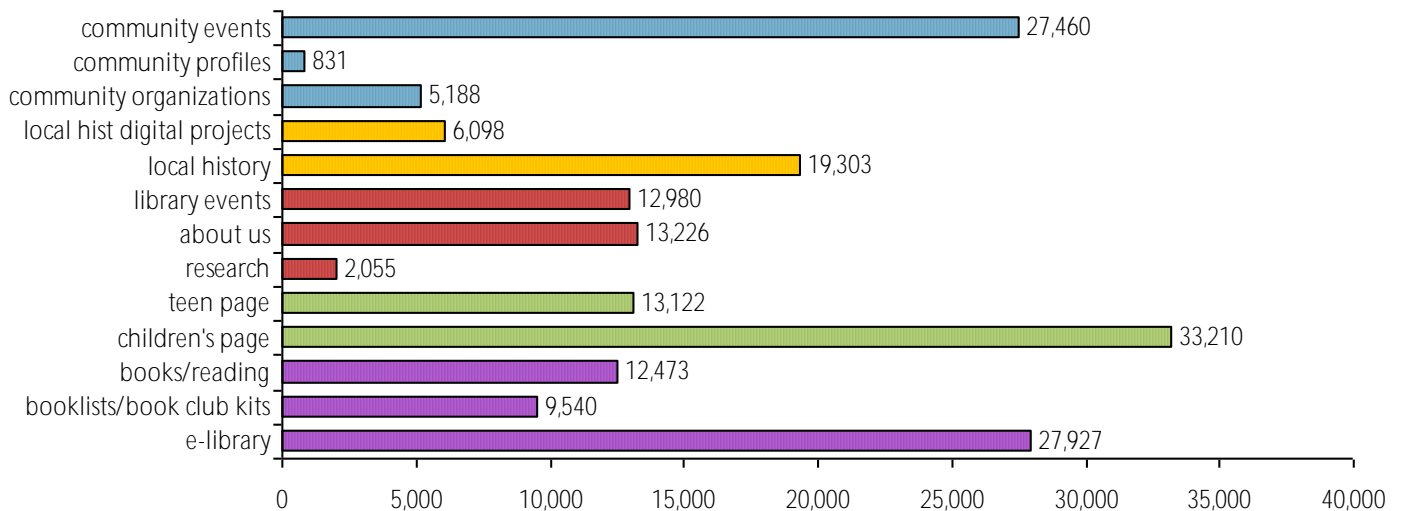
■ 2017 ■ 2018



Average online visits per day: 4,258

Average minutes per visit: 14.10

## Website Traffic Details:



## SERVICES

### Scheduled Meeting Room Usage (this month / year to date)

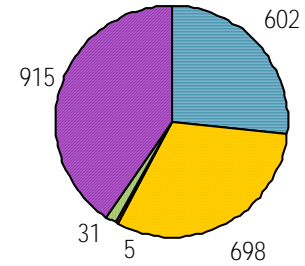
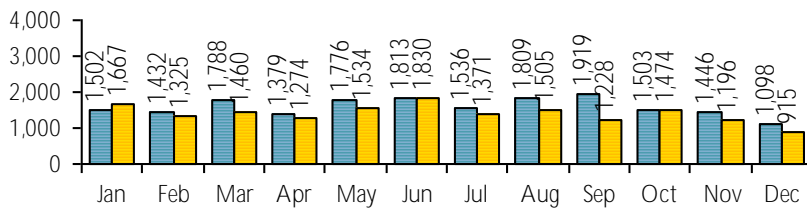
	meetings	groups
Temple Fork Room (cap 12)	21 / 214	15 / 165
Old Ephraim Room (cap 16)	17 / 253	9 / 137
Old Juniper Room (cap 16)	9 / 189	9 / 123

	meetings	groups
RKJ Reading Room (cap 20)	6 / 75	5 / 63
Bonneville Room (cap 49)	28 / 403	18 / 233
Jim Bridger Room (cap 87)	31 / 404	20 / 218

Total Meetings: 112 / 1538 Total Groups: 76 / 939

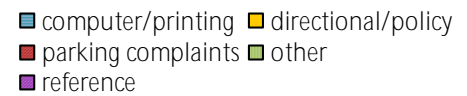
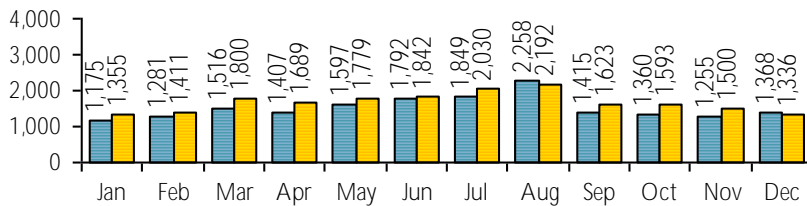
### Reference Transactions: 915

2017 2018

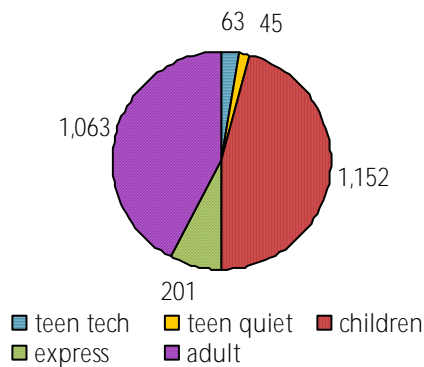


### Other Service Transactions: 1,336

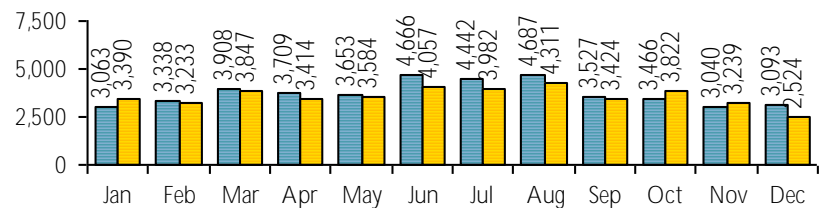
2017 2018



### Computer Sessions: 2,524



2017 2018



# Purchased Database Usage

