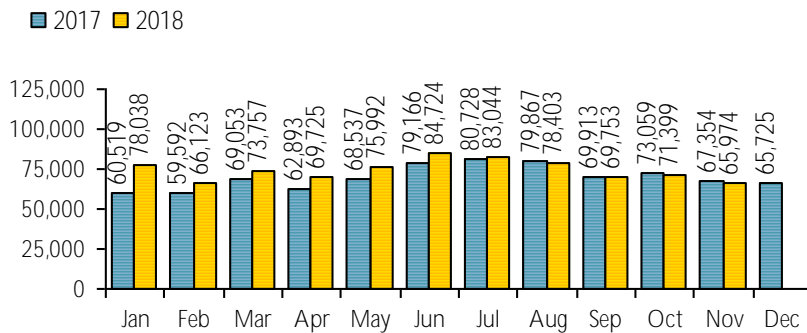


LOGAN LIBRARY
MONTHLY REPORT
NOVEMBER 2018

CIRCULATION

Total Circulation: 65,974



Physical Circulation: 58,394

Average Physical Circulation: 2,539

Highest day: 3,641 on Tue, Nov 13

Online Circulation: 7,580

Overdrive: 6,998

RBDigital Audiobooks: 500

RBDigital Magazines: 82

Self Checkout Kiosk

successful patrons: 797

patrons refused: 34

successful checkouts: 3,029

successful renewals: 322

items refused: 48

PROGRAMS

Children

	programs	people
Toddler Storytime	8	221
Preschool Storytime	11	146
Spanish/Portuguese Storytime	5	50
STEAM Programs	4	90

	programs	people
Other Children's Programs	1	80

1,000 books before Kindergarten (80)

Teen/Tween

	programs	people
Teen Tuesday	4	43
Tween Time	3	52

programs people

Adult and General

	programs	people
Monday Movies	3	140
Chess Night	1	8
Helicon West	1	37
Genealogy Club	1	3
Book a Librarian	2	
Pick-It-Up	0	

	programs	people
Other Programs	7	180

5 NaNoWriMo (114)

Latino Documentary (27)

Armchair Gardening (24)

ArtCore (15)

HOLDINGS

	nonfiction	fiction	audiovisual
items added	294	668	223
items withdrawn	597	116	407

Items in collection: 198,882

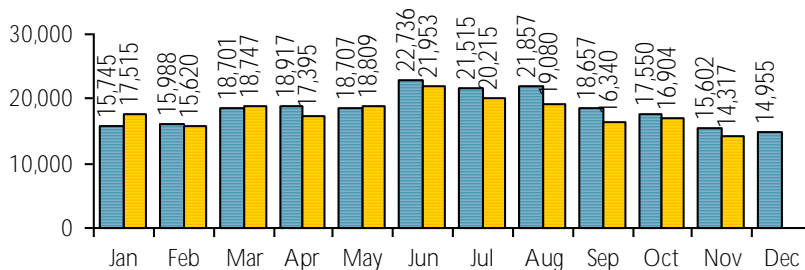
Titles in collection: 151,677

(old eResource records have been purged from the catalog)

VISITS

Patron Exit Count: 14,317

■ 2017 ■ 2018



New cards this month: 193

Cards renewed this month: 147

Total Library Card Holders: 24,124

Inside of Logan: 20,734

Outside of Logan: 1,009

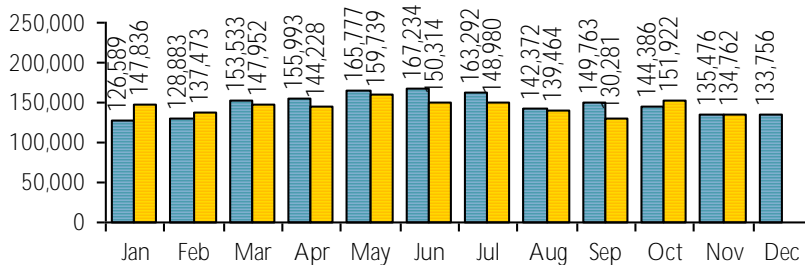
ILL and System cards: 2,381

Average in-house visits per day: 622

Physical circulations per visit: 4.08

Online Visits: 134,762

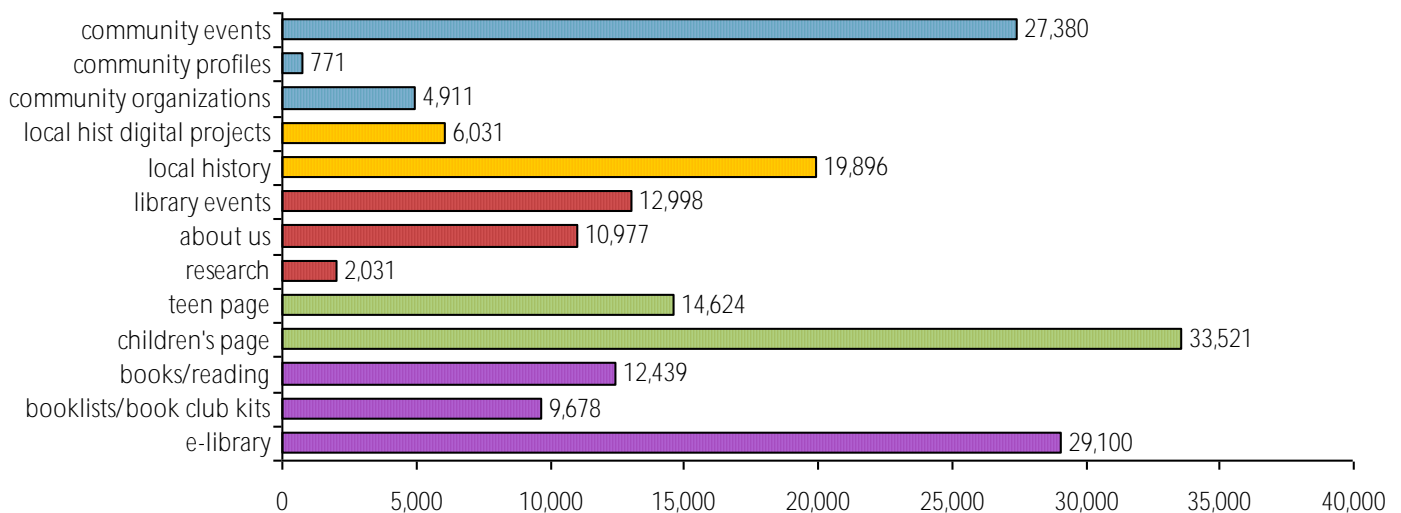
■ 2017 ■ 2018



Average online visits per day: 4,492

Average minutes per visit: 13.09

Website Traffic Details:



SERVICES

Scheduled Meeting Room Usage (this month / year to date)

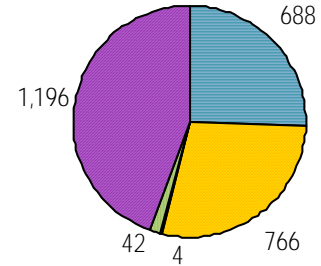
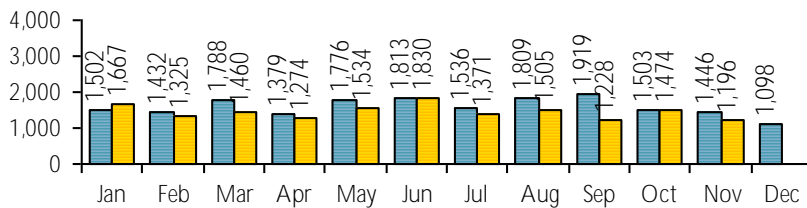
	meetings	groups
Temple Fork Room (cap 12)	20 / 193	17 / 150
Old Ephraim Room (cap 16)	27 / 236	13 / 128
Old Juniper Room (cap 16)	15 / 180	10 / 114

	meetings	groups
RKJ Reading Room (cap 20)	6 / 69	5 / 58
Bonneville Room (cap 49)	34 / 375	21 / 215
Jim Bridger Room (cap 87)	26 / 373	17 / 198

Total Meetings: 128 / 1426 Total Groups: 83 / 863

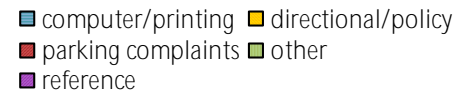
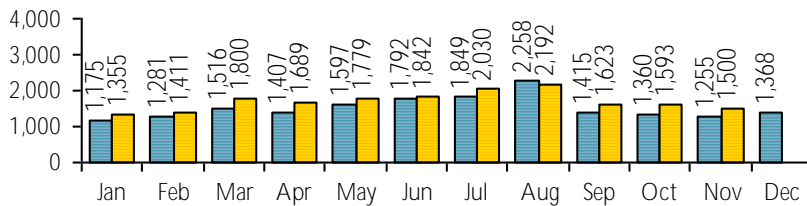
Reference Transactions: 1,196

2017 2018

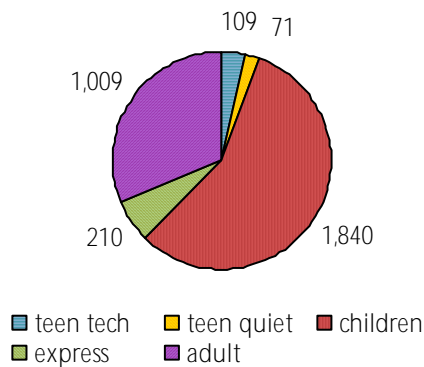


Other Service Transactions: 1,500

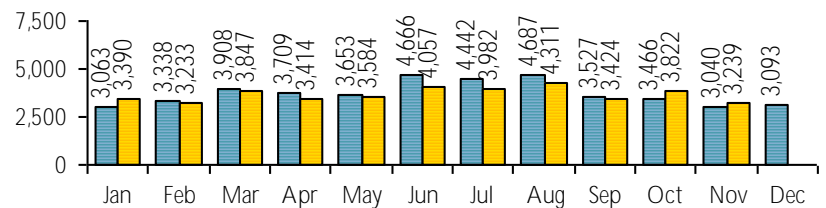
2017 2018



Computer Sessions: 3,239



2017 2018



Purchased Database Usage

