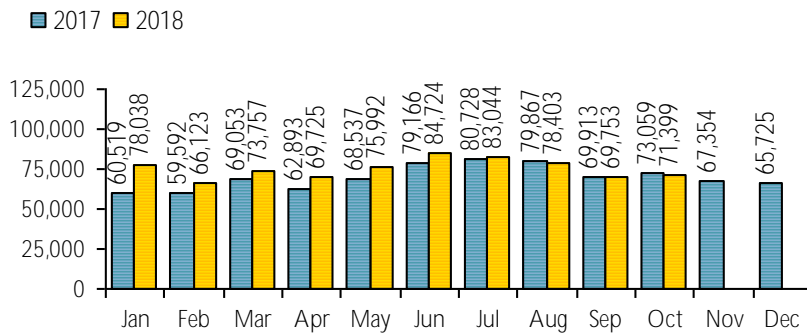


LOGAN LIBRARY
MONTHLY REPORT
OCTOBER 2018

CIRCULATION

Total Circulation: 71,399



Physical Circulation: 63,491

Average Physical Circulation: 2,442

Highest day: 3,758 on Tue, Oct 9

Online Circulation: 7,908

Overdrive: 7,293

RBDigital Audiobooks: 544

RBDigital Magazines: 71

Self Checkout Kiosk

successful patrons: 823

patrons refused: 47

successful checkouts: 3,117

successful renewals: 224

items refused: 51

PROGRAMS

Children

	programs	people
Toddler Storytime	11	256
Preschool Storytime	19	277
Spanish/Portuguese Storytime	8	88
STEAM Programs	4	119

	programs	people
Other Children's Programs	3	718

1,000 books before Kindergarten (62)

Halloween carnival (604)

Adams class visit (52)

Teen/Tween

	programs	people
Teen Tuesday	5	40
Tween Time	5	36

	programs	people
Other Teen/Tween Programs	1	116

humans vs zombies (116)

Adult and General

	programs	people
Monday Movies	3	60
Chess Night	1	10
Helicon West	2	79
Genealogy Club	1	2
Book a Librarian	4	
Pick-It-Up	0	

	programs	people
Other Programs	9	169

4 love & logic (32)

armchair gardening (16)

great wars clothing styles (11)

medieval panel (45)

Willa Cather discussion group (45)

ArtCore day of art (20)

HOLDINGS

	nonfiction	fiction	audiovisual
items added	294	668	223
items withdrawn	597	116	407

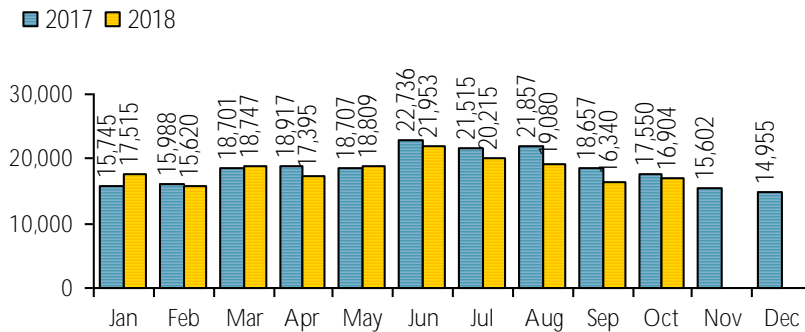
Items in collection: 198,882

Titles in collection: 152,366

(old eResource records have been purged from the catalog)

VISITS

Patron Exit Count: 16,904



New cards this month: 248

Cards renewed this month: 186

Total Library Card Holders: 24,102

Inside of Logan: 20,730

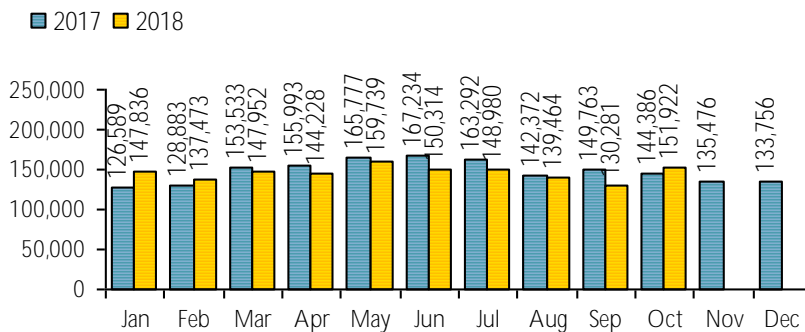
Outside of Logan: 999

ILL and System cards: 2,373

Average in-house visits per day: 650

Physical circulations per visit: 3.76

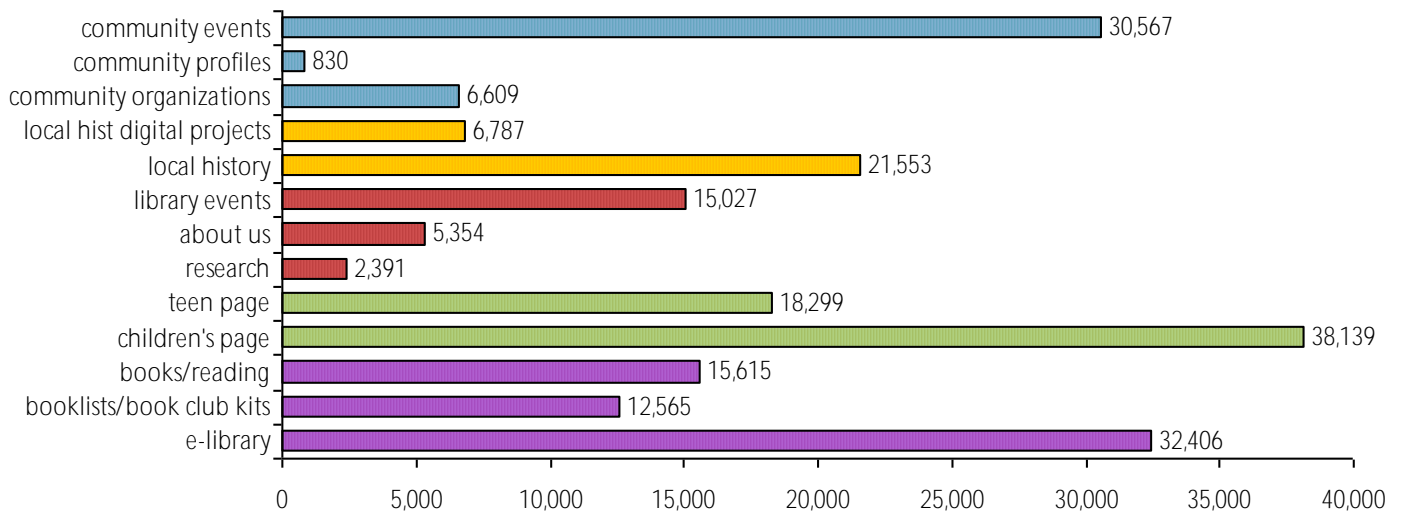
Online Visits: 151,922



Average online visits per day: 4,900

Average minutes per visit: 12.74

Website Traffic Details:



SERVICES

Scheduled Meeting Room Usage (this month / year to date)

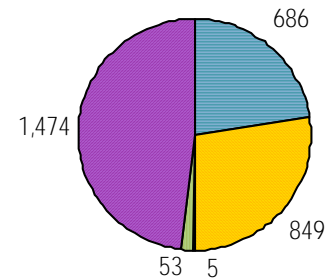
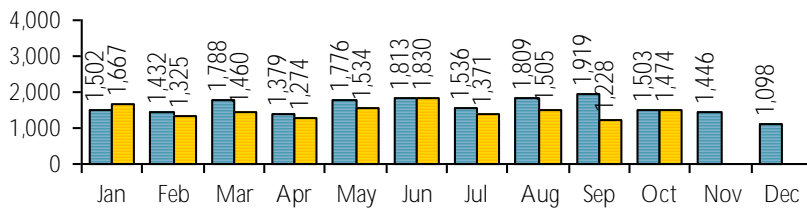
	meetings	groups
Temple Fork Room (cap 12)	14 / 173	11 / 133
Old Ephraim Room (cap 16)	23 / 209	12 / 115
Old Juniper Room (cap 16)	21 / 165	12 / 104

	meetings	groups
RKJ Reading Room (cap 20)	8 / 63	7 / 53
Bonneville Room (cap 49)	36 / 341	20 / 194
Jim Bridger Room (cap 87)	29 / 347	14 / 181

Total Meetings: 131 / 1298 Total Groups: 76 / 780

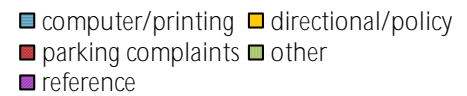
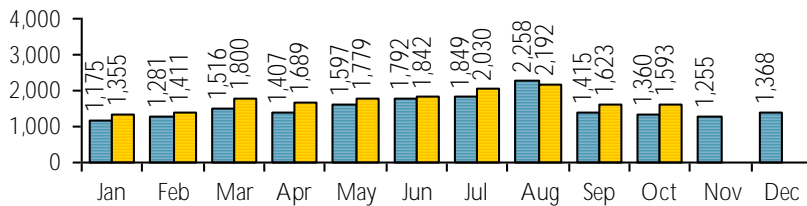
Reference Transactions: 1,474

■ 2017 ■ 2018

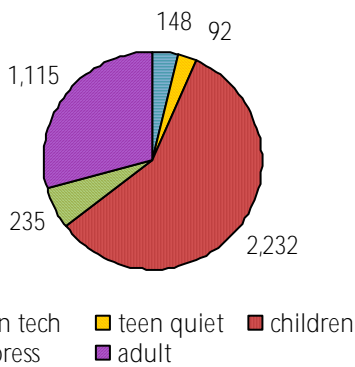


Other Service Transactions: 1,593

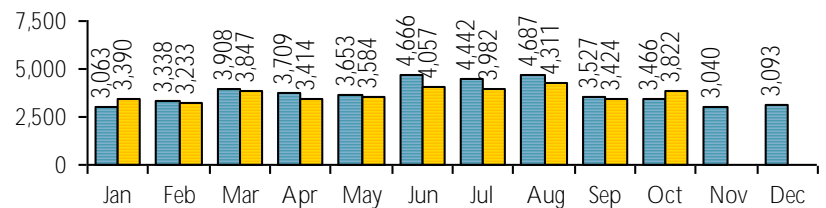
■ 2017 ■ 2018



Computer Sessions: 3,822



■ 2017 ■ 2018



Purchased Database Usage

