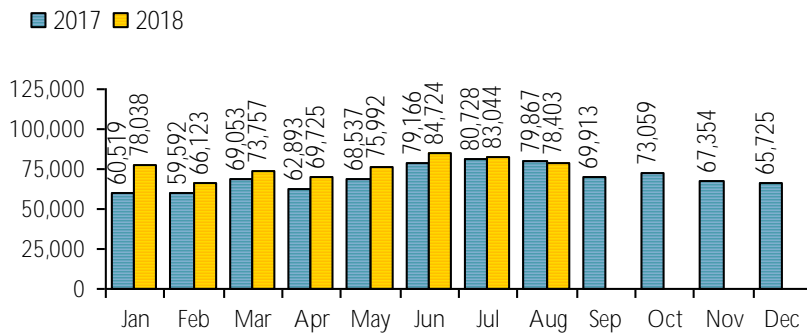


LOGAN LIBRARY  
MONTHLY REPORT  
AUGUST 2018

CIRCULATION

Total Circulation: 78,403



Physical Circulation: 70,259

Average Physical Circulation: 2,602

Highest day: 3,836 on Mon, Aug 6

Online Circulation: 8,144

Overdrive: 7,571

RBDigital Audiobooks: 559

RBDigital Magazines: 14

Self Checkout Kiosk

successful patrons: 1,051

patrons refused: 40

successful checkouts: 3,539

successful renewals: 445

items refused: 104

PROGRAMS

Children

	programs	people
Summer Storytime	0	0
Spanish/Portuguese Storytime	0	0
STEAM Programs	0	0
Other Children's Programs	2	1,223
summer reading cards (1125)		
1,000 books before Kindergarten (98)		

Teen

	programs	people
Teen Tuesday	4	43
Other Teen Programs	11	98
10 days of Wrinkle in Time Summer Camp (67)		
Final Friday Teen Reading Party (31)		

Adult and General

	programs	people
Monday Movies	4	92
Chess Night	1	3
Helicon West	1	18
Prime Time Wednesday	5	7
Book a Librarian	7	
Pick-It-Up	5	
Other Programs	1	16
Armchair Gardening (16)		

## HOLDINGS

	nonfiction	fiction	audiovisual
items added	294	668	223
items withdrawn	597	116	407

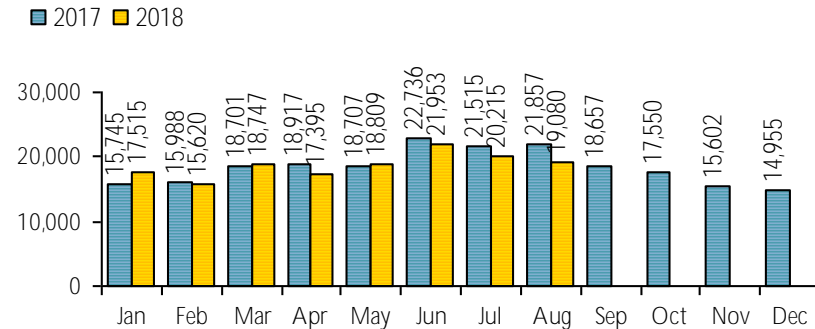
Items in collection: 201,166

Titles in collection: 154,071

(old eResource records have been purged from the catalog)

## VISITS

Patron Exit Count: 19,080



New cards this month: 340

Cards renewed this month: 193

Total Library Card Holders: 24,038

Inside of Logan: 20,707

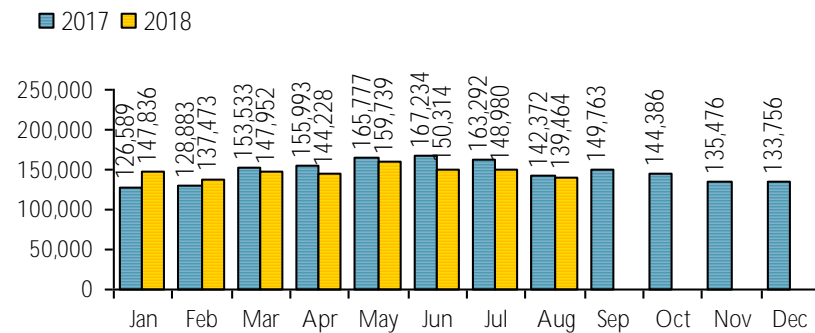
Outside of Logan: 986

ILL and System cards: 2,345

Average in-house visits per day: 707

Physical circulations per visit: 3.68

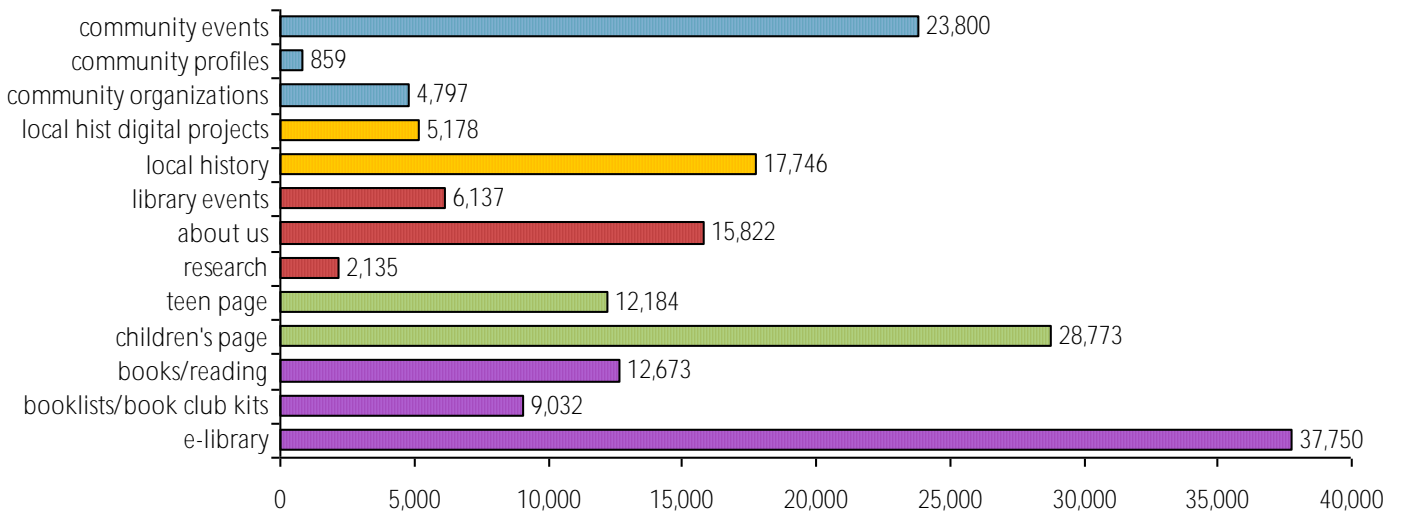
Online Visits: 139,464



Average online visits per day: 4,498

Average minutes per visit: 12.24

## Website Traffic Details:



## SERVICES

### Scheduled Meeting Room Usage (this month / year to date)

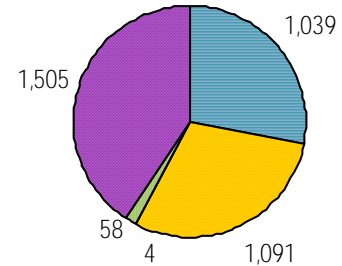
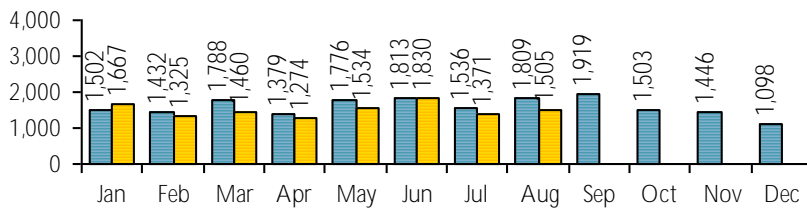
	meetings	groups
Temple Fork Room (cap 12)	15 / 140	12 / 106
Old Ephraim Room (cap 16)	20 / 165	10 / 90
Old Juniper Room (cap 16)	12 / 128	9 / 79

	meetings	groups
RKJ Reading Room (cap 20)	3 / 49	2 / 41
Bonneville Room (cap 49)	31 / 279	17 / 155
Jim Bridger Room (cap 87)	28 / 294	13 / 155

Total Meetings: 109 / 1055 Total Groups: 63 / 626

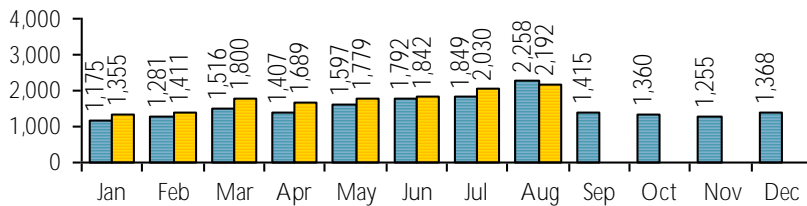
### Reference Transactions: 1,505

■ 2017 ■ 2018

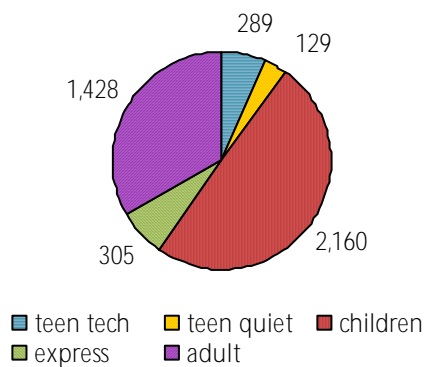


### Other Service Transactions: 2,192

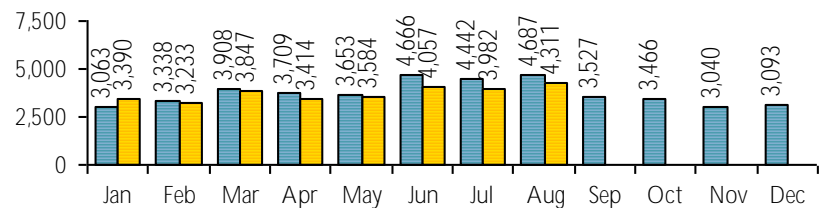
■ 2017 ■ 2018



### Computer Sessions: 4,311



■ 2017 ■ 2018



# Purchased Database Usage

