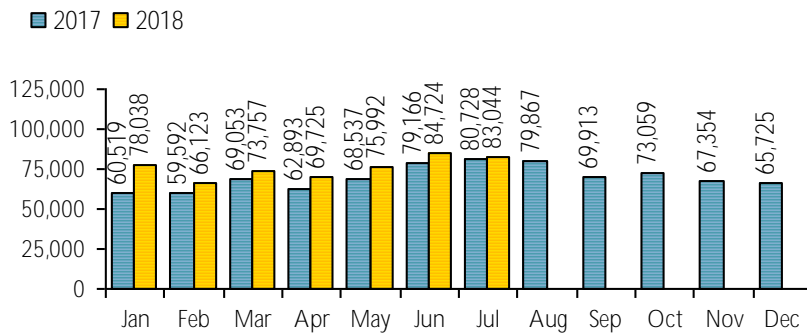


**LOGAN LIBRARY  
MONTHLY REPORT  
JULY 2018**

**CIRCULATION**

**Total Circulation: 83,044**



**Physical Circulation: 74,781**

Average Physical Circulation: 3,116

Highest day: 4,436 on Wed, Jul 25

**Online Circulation: 8,263**

Overdrive: 7,697

RBDigital Audiobooks: 547

RBDigital Magazines: 19

**Self Checkout Kiosk**

successful patrons: 1,181

patrons refused: 42

successful checkouts: 4,134

successful renewals: 566

items refused: 116

**PROGRAMS**

**Children**

	programs	people
Summer Storytime	5	402
Spanish/Portuguese Storytime	6	58
STEAM Programs	4	286
Other Children's Programs	2	2,269
summer reading cards (2,171)		
1,000 books before Kindergarten (98)		

**Teen**

	programs	people
Teen Tuesday	4	40

**Adult and General**

	programs	people
Monday Movies	5	142
Chess Night	1	3
Helicon West	1	15
Prime Time Wednesday	1	0
Book a Librarian	1	
Pick-It-Up	7	

**Other Programs**

	programs	people
Other Programs	4	160
1 armchair gardening (27)		
1 crafter's conference (26)		
1 gallery walk (80)		
1 learn from a Chess Master (27)		

## HOLDINGS

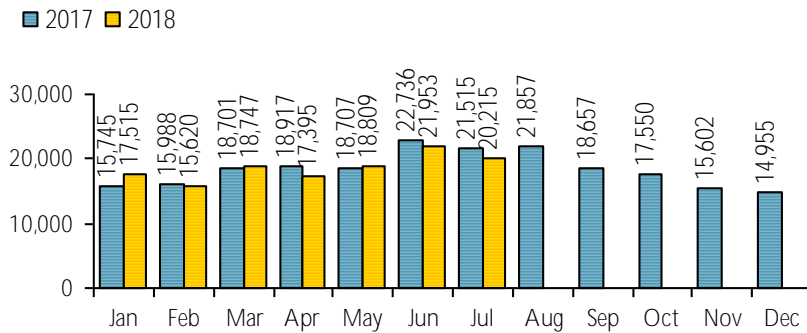
	nonfiction	fiction	audiovisual
items added	0	0	0
items withdrawn	0	0	0

(UNAVAILABLE AT THIS TIME)

Items in collection: 199,732  
 Titles in collection: 153,347  
 (eResources in collection): 41,113

## VISITS

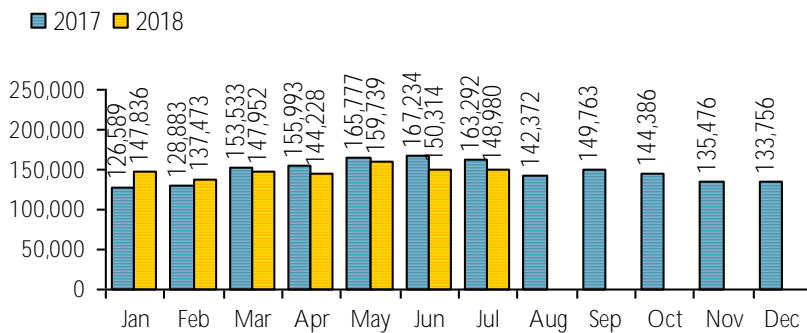
Patron Exit Count: 20,215



New cards this month: 376  
 Cards renewed this month: 226  
 Total Library Card Holders: 24,292  
 Inside of Logan: 20,957  
 Outside of Logan: 987  
 ILL and System cards: 2,348

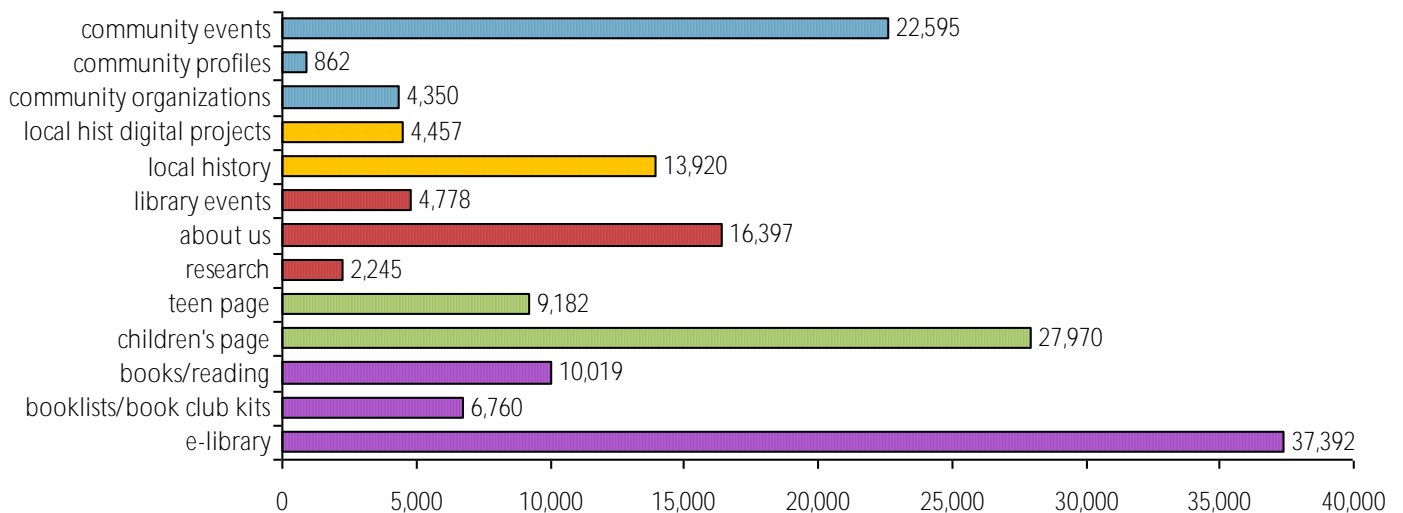
Average in-house visits per day: 842  
 Physical circulations per visit: 3.70

Online Visits: 148,980



Average online visits per day: 4,805  
 Average minutes per visit: 9.52

## Website Traffic Details:



## SERVICES

### Scheduled Meeting Room Usage (this month / year to date)

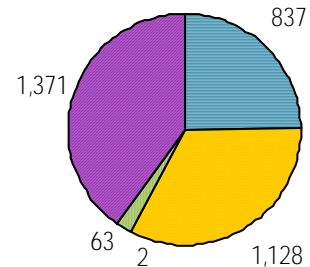
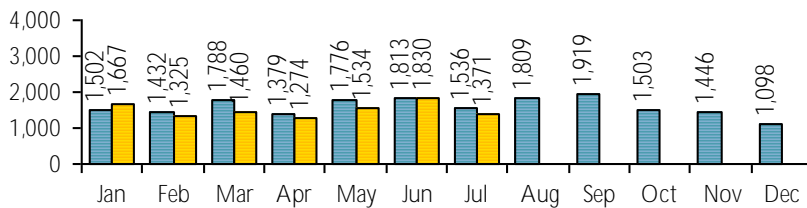
	meetings	groups
Temple Fork Room (cap 12)	17 / 125	12 / 94
Old Ephraim Room (cap 16)	15 / 145	10 / 80
Old Juniper Room (cap 16)	9 / 116	7 / 70

	meetings	groups
RKJ Reading Room (cap 20)	4 / 46	4 / 39
Bonneville Room (cap 49)	27 / 248	17 / 138
Jim Bridger Room (cap 87)	35 / 266	15 / 142

Total Meetings: 107 / 946 Total Groups: 65 / 563

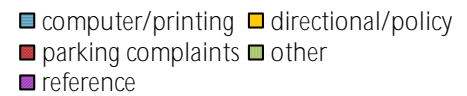
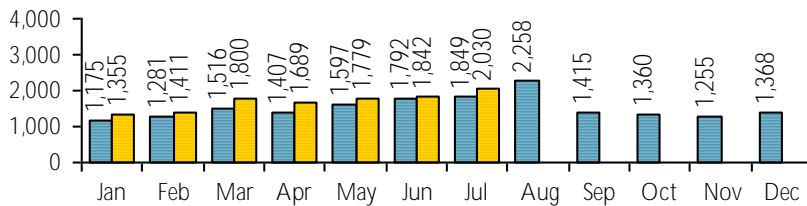
### Reference Transactions: 1,371

2017 2018

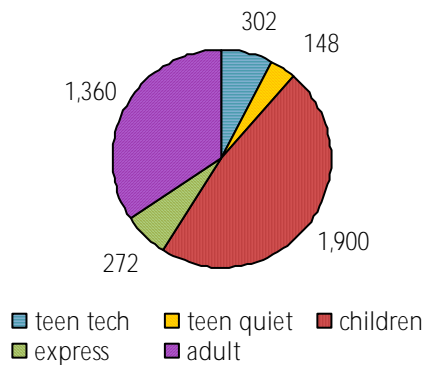


### Other Service Transactions: 2,030

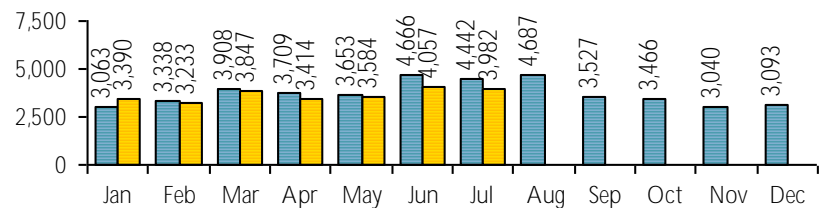
2017 2018



### Computer Sessions: 3,982



2017 2018



# Purchased Database Usage

