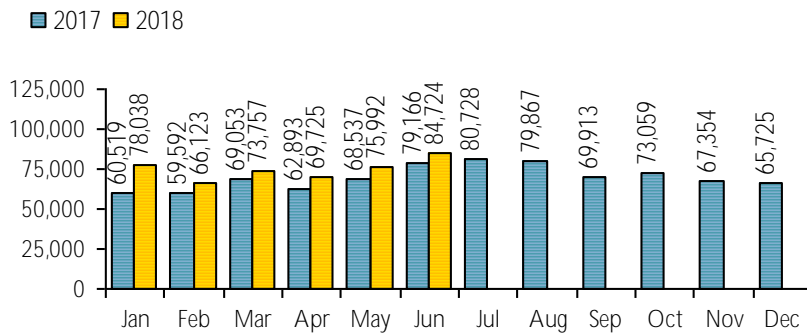


LOGAN LIBRARY
MONTHLY REPORT
JUNE 2018

CIRCULATION

Total Circulation: 84,724



Physical Circulation: 76,947

Average Physical Circulation: 2,960

Highest day: 4,452 on Mon, Jun 4

Online Circulation: 7,777

Overdrive: 7,092

RBDigital Audiobooks: 653

RBDigital Magazines: 32

Self Checkout Kiosk

successful patrons: 1,350

patrons refused: 46

successful checkouts: 4,441

successful renewals: 680

items refused: 151

PROGRAMS

Children

	programs	people
Summer Storytime	8	623
Spanish Storytime	8	125
STEAM Programs	3	360

Other Children's Programs	4	1,132
---------------------------	---	-------

- 1 school class visit (45)
- 1 pre-summer movie (17)
- 1,000 books before Kindergarten (30)
- summer reading cards (1,040)

Teen

	programs	people
Teen Tuesday	4	46
Other Teen Programs	1	25

final friday (25)

Adult and General

	programs	people
Monday Movies	4	124
Chess Night	1	12
Helicon West	1	20
Book a Librarian	3	
Other Programs	11	455

- 1 armchair gardening (30)
- 1 environmental station dedication (250)
- 1 family game night (125)
- 4 smart dating (20)
- 3 prime time wednesday (15)
- 1 special movie night (15)

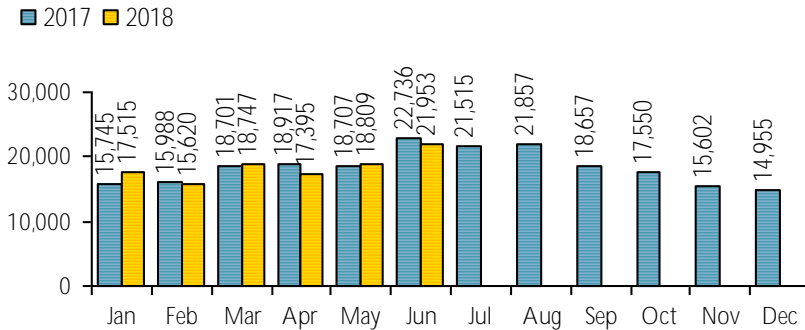
HOLDINGS

	nonfiction	fiction	audiovisual
items added	114	414	198
items withdrawn	650	274	210

Items in collection: 241,451
 Titles in collection: 195,224
 (eResources in collection): 41,113

VISITS

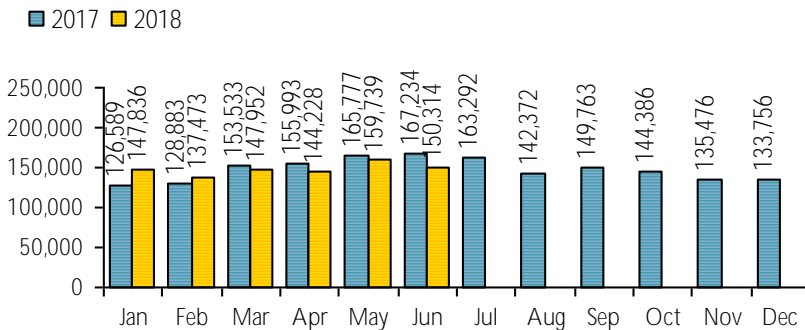
Patron Exit Count: 21,953



New cards this month: 430
 Cards renewed this month: 279
 Total Library Card Holders: 23,924
 Inside of Logan: 20,618
 Outside of Logan: 978
 ILL and System cards: 2,328

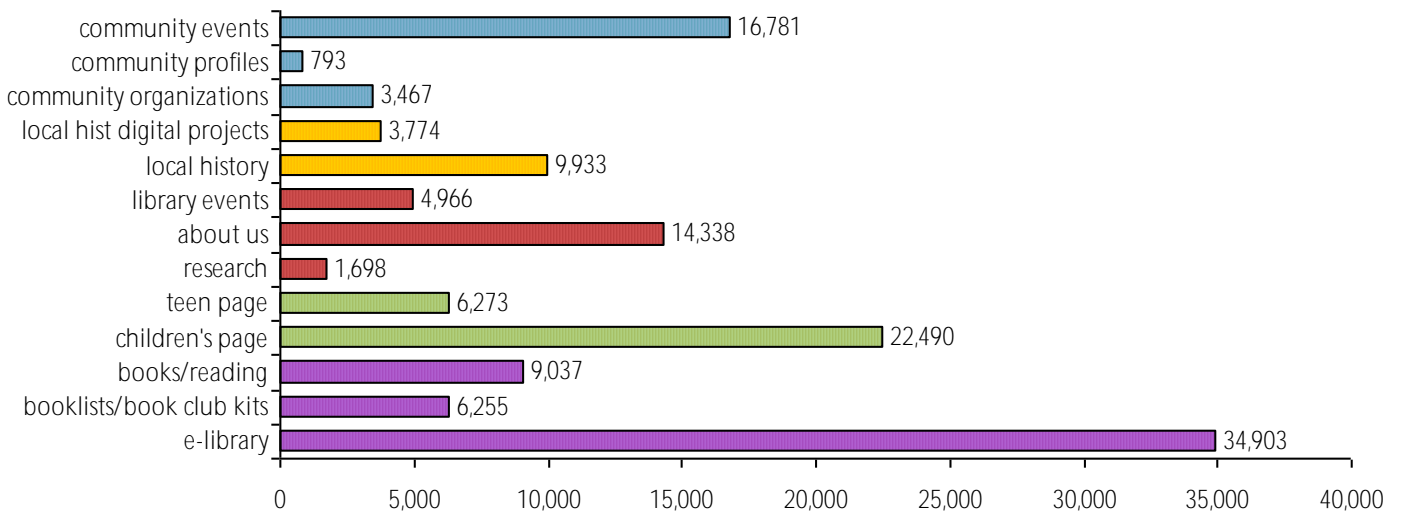
Average in-house visits per day: 844
 Physical circulations per visit: 3.51

Online Visits: 150,314



Average online visits per day: 18,751
 Average minutes per visit: 6.45

Website Traffic Details:



SERVICES

Scheduled Meeting Room Usage (this month / year to date)

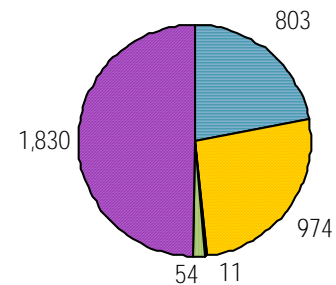
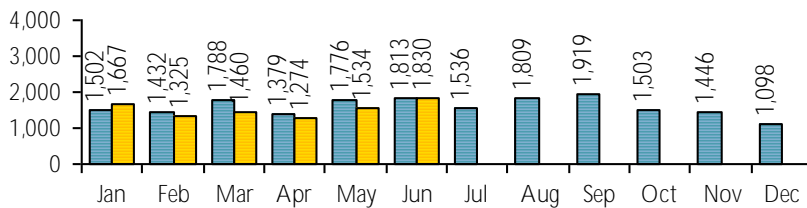
	meetings	groups
Temple Fork Room (cap 12)	21 / 108	15 / 82
Old Ephraim Room (cap 16)	19 / 130	11 / 70
Old Juniper Room (cap 16)	7 / 107	6 / 63

	meetings	groups
RKJ Reading Room (cap 20)	9 / 42	6 / 35
Bonneville Room (cap 49)	36 / 221	17 / 121
Jim Bridger Room (cap 87)	39 / 231	20 / 127

Total Meetings: 131 / 839 Total Groups: 75 / 498

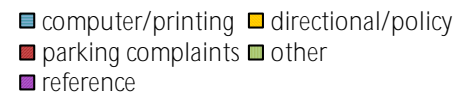
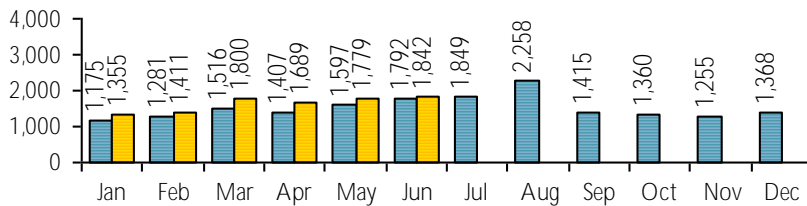
Reference Transactions: 1,830

2017 2018

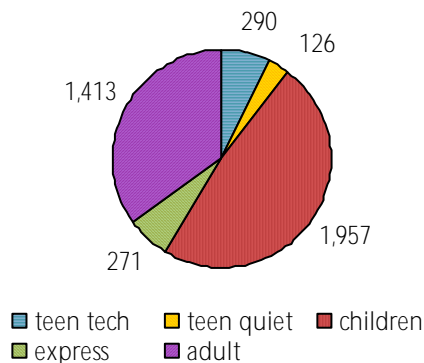


Other Service Transactions: 1,842

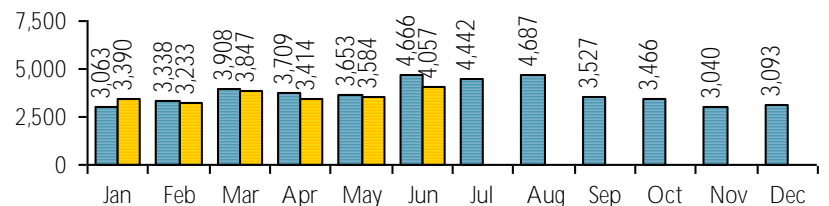
2017 2018



Computer Sessions: 4,057



2017 2018



Purchased Database Usage

