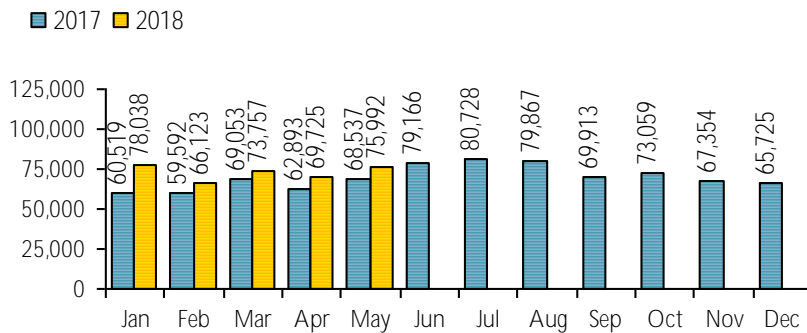


LOGAN LIBRARY
MONTHLY REPORT
MAY 2018

CIRCULATION

Total Circulation: 75,992



Physical Circulation: 68,837

Average Physical Circulation: 2,648
Highest day: 4,667 on Tue, May 29

Online Circulation: 7,155

Overdrive: 6,509
RBDigital Audiobooks: 623
RBDigital Magazines: 23

Self Checkout Kiosk

successful patrons: 1,000
patrons refused: 55

successful checkouts: 3,272
successful renewals: 609
items refused: 128

PROGRAMS

Children

	programs	people
Toddler Storytime	8	154
Preschool Storytime	14	328
Spanish Storytime	2	21
After School Programs	3	86
Other Children's Programs	13	445
	2 crafts (113)	
	3 pre-summer movies (47)	
	7 school class visits (251)	
	combined preschool/toddler storytime (34)	

Adult and General

	programs	people
Monday Movies	3	121
Chess Night	1	9
Helicon West	1	18
Book a Librarian	5	
Other Programs	2	306
	armchair gardening (16)	
	Tyler Whitesides book launch (290)	

Teen

	programs	people
Teen Tuesday	5	46

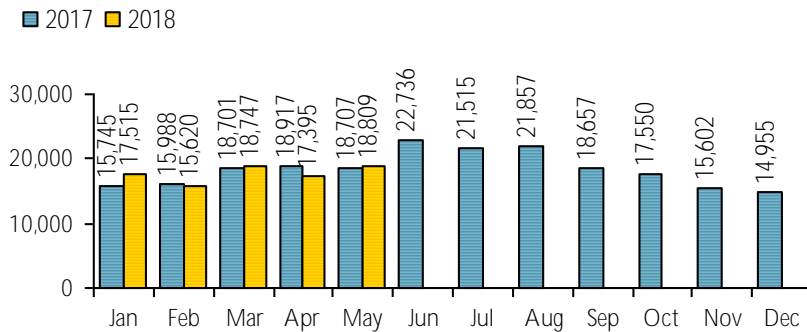
HOLDINGS

	nonfiction	fiction	audiovisual
items added	326	612	211
items withdrawn	428	230	117

Items in collection: 242,371
 Titles in collection: 195,589
 (eResources in collection): 41,113

VISITS

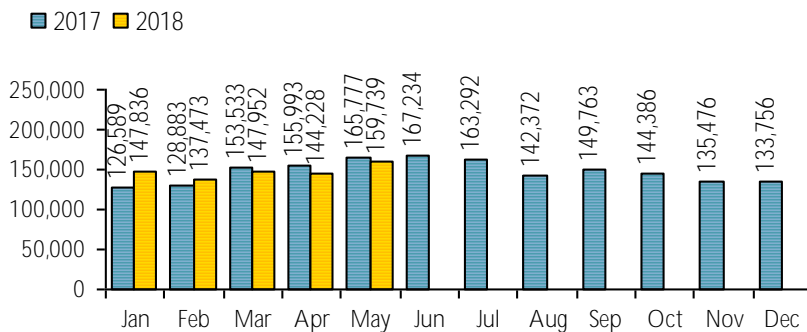
Patron Exit Count: 18,809



New cards this month: 367
 Cards renewed this month: 456
 Total Library Card Holders: 23,510
 Inside of Logan: 20,225
 Outside of Logan: 965
 ILL and System cards: 2,320

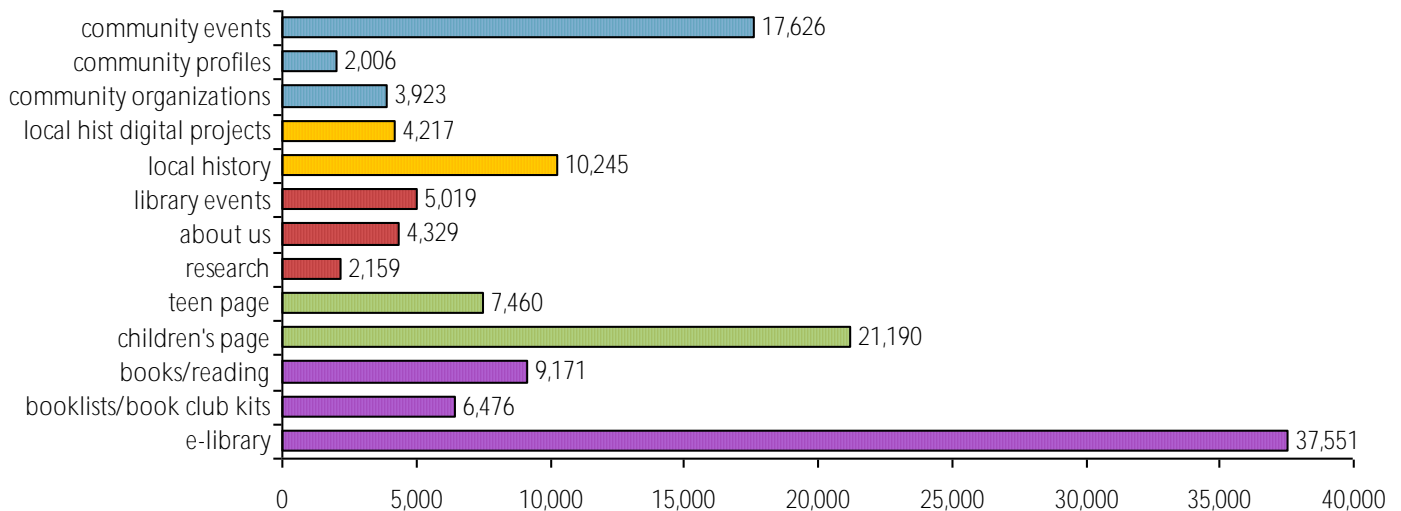
Average in-house visits per day: 723
 Physical circulations per visit: 3.66

Online Visits: 159,739



Average online visits per day: 5,152
 Average minutes per visit: 6.91

Website Traffic Details:



SERVICES

Scheduled Meeting Room Usage (this month / year to date)

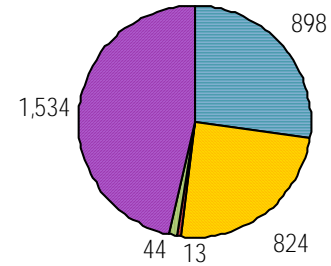
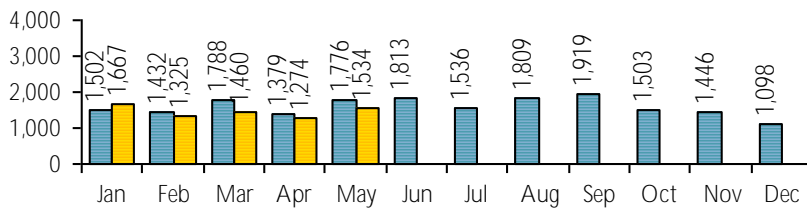
	meetings	groups
Temple Fork Room (cap 12)	20 / 87	14 / 67
Old Ephraim Room (cap 16)	27 / 111	14 / 59
Old Juniper Room (cap 16)	15 / 100	10 / 57

	meetings	groups
RKJ Reading Room (cap 20)	7 / 33	6 / 29
Bonneville Room (cap 49)	31 / 185	16 / 104
Jim Bridger Room (cap 87)	38 / 192	23 / 107

Total Meetings: 138 / 708 Total Groups: 83 / 423

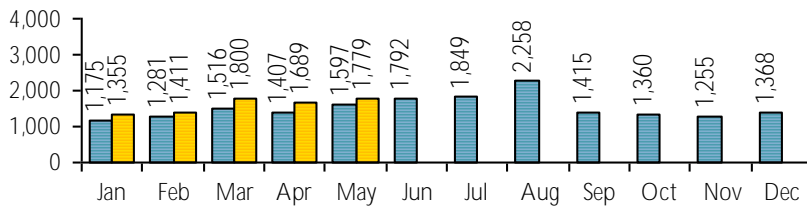
Reference Transactions: 1,534

2017 2018

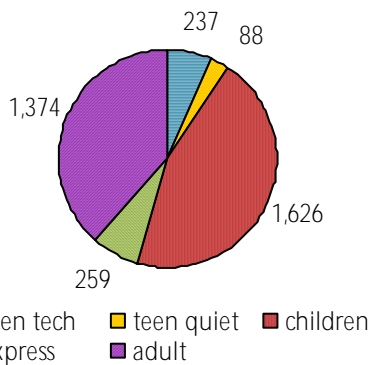


Other Service Transactions: 1,779

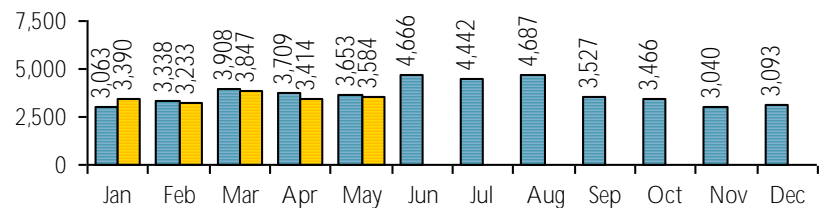
2017 2018



Computer Sessions: 3,584



2017 2018



Purchased Database Usage

