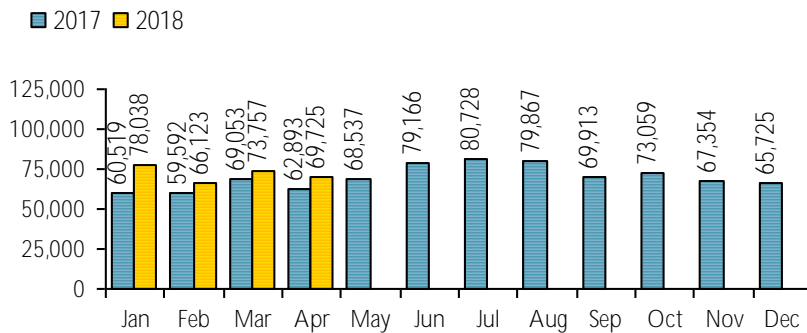


LOGAN LIBRARY
MONTHLY REPORT
APRIL 2018

CIRCULATION

Total Circulation: 69,725



Physical Circulation: 63,147

Average Physical Circulation: 2,526

Highest day: 3,311 on Tue, Apr 3

Online Circulation: 6,578

Overdrive: 5,904

RBDigital Audiobooks: 600

RBDigital Magazines: 74

Self Checkout Kiosk

successful patrons: 795

patrons refused: 35

successful checkouts: 2,454

successful renewals: 314

items refused: 76

PROGRAMS

Children

	programs	people
Toddler Storytime	9	182
Preschool Storytime	15	390
Spanish Storytime	7	78
After School Programs	4	103
Other Children's Programs	7	454

spring break movies (116)
spring break craft activity (18)
children's day/book day celebration (320)

Adult and General

	programs	people
Monday Movies	5	186
Chess Night	1	4
Helicon West	2	145
Book a Librarian	5	
Other Programs	7	941

couple links (17)
armchair gardening (20)
gallery walk (121)
final round march madness (116 ballots)
community fair (667)

Teen

	programs	people
Teen Tuesday	4	53

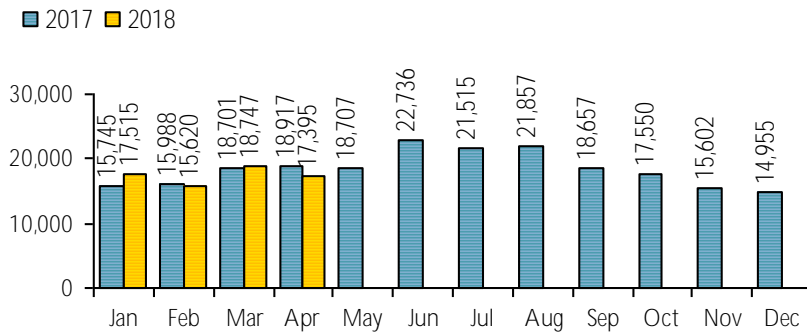
HOLDINGS

	nonfiction	fiction	audiovisual
items added	206	983	227
items withdrawn	819	693	275

Items in collection: 241,279
 Titles in collection: 195,047
 (eResources in collection): 41,113

VISITS

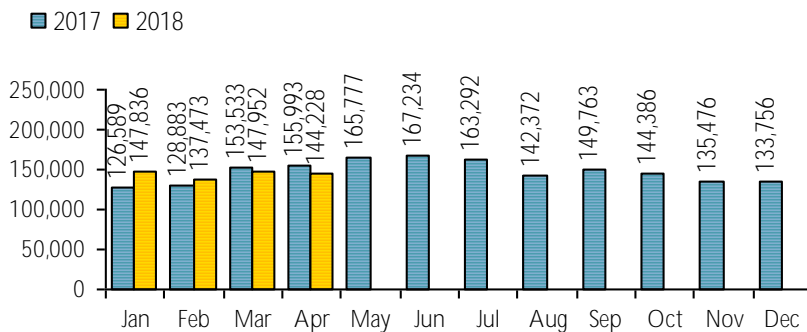
Patron Exit Count: 17,395



New cards this month: 219
 Cards renewed this month: 187
 Total Library Card Holders: 23,526
 Inside of Logan: 20,249
 Outside of Logan: 968
 ILL and System cards: 2,309

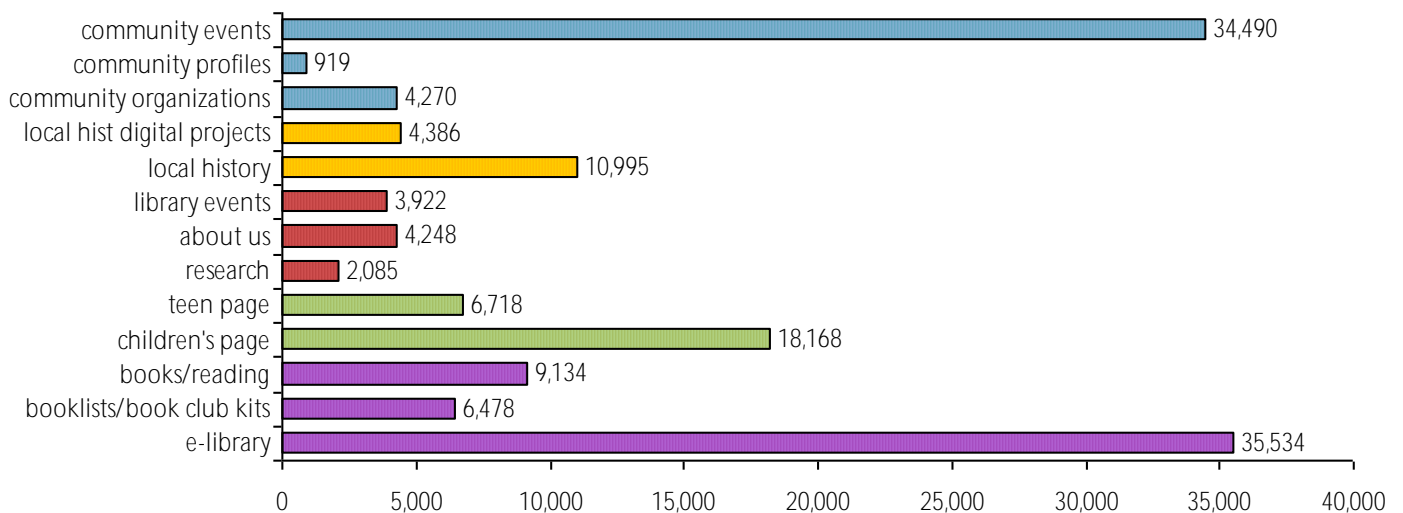
Average in-house visits per day: 696
 Physical circulations per visit: 3.63

Online Visits: 144,228



Average online visits per day: 4,807
 Average minutes per visit: 7.26

Online Visits this month:



SERVICES

Scheduled Meeting Room Usage (this month / year to date)

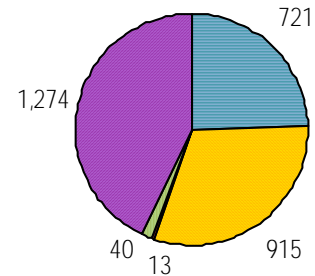
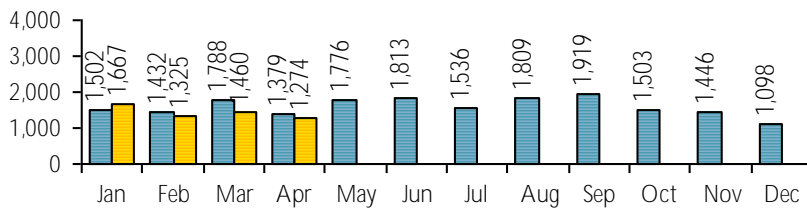
	meetings	groups
Temple Fork Room (cap 12)	16 / 67	13 / 53
Old Ephraim Room (cap 16)	23 / 84	10 / 45
Old Juniper Room (cap 16)	23 / 85	15 / 47

	meetings	groups
RKJ Reading Room (cap 20)	8 / 26	7 / 23
Bonneville Room (cap 49)	45 / 154	26 / 88
Jim Bridger Room (cap 87)	45 / 154	21 / 84

Total Meetings: 160 / 570 Total Groups: 92 / 340

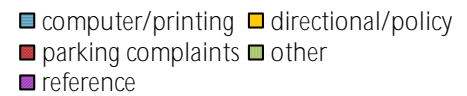
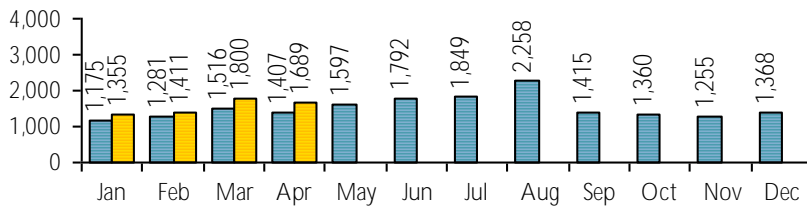
Reference Transactions: 1,274

2017 2018

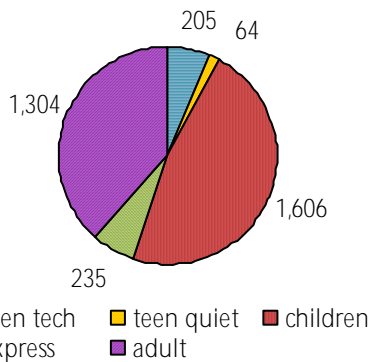


Other Service Transactions: 1,689

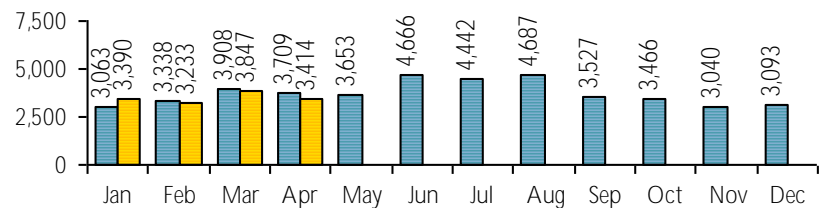
2017 2018



Computer Sessions: 3,414

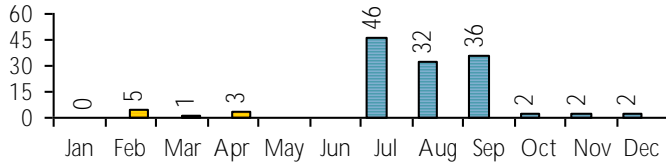


2017 2018




Purchased Database Usage

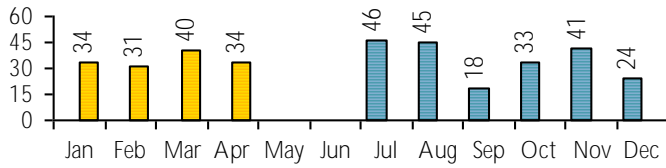
■ 2017 ■ 2018 **Ancestry**



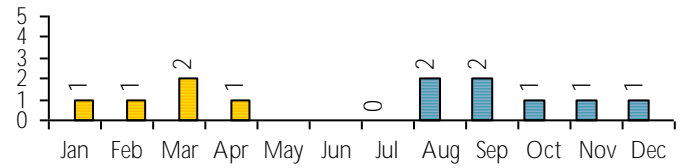
■ 2017 ■ 2018 **A to Z Maps Online**



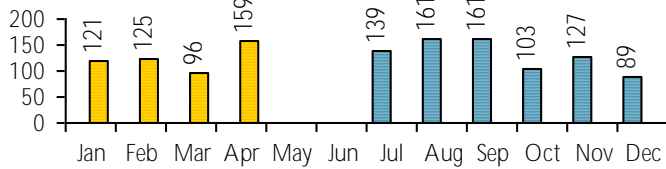
■ 2017 ■ 2018 **Consumer Reports**



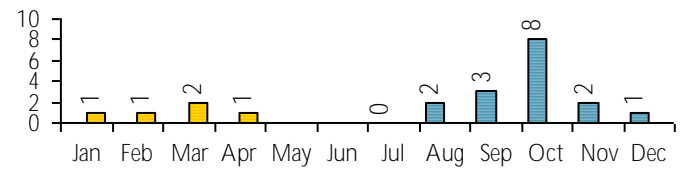
■ 2017 ■ 2018 **AtoZ the USA**



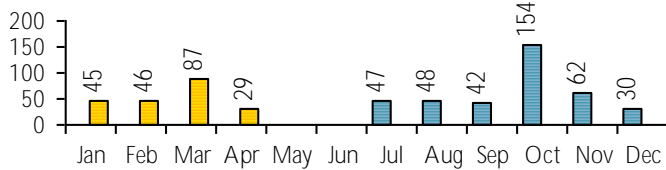
■ 2017 ■ 2018 **Mango Languages**



■ 2017 ■ 2018 **AtoZ World Culture**



■ 2017 ■ 2018 **UniversalClass**



■ 2017 ■ 2018 **AtoZ World Travel**

