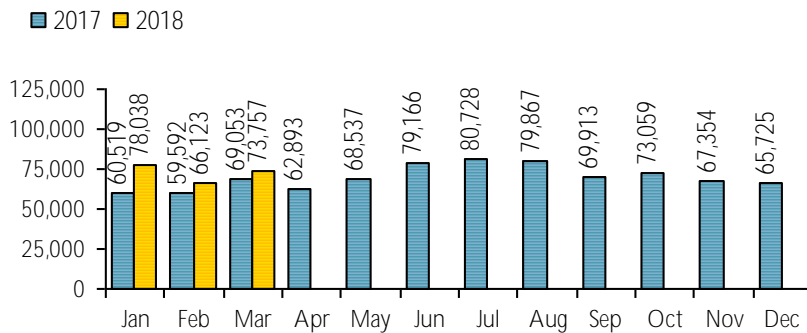


LOGAN LIBRARY
MONTHLY REPORT
MARCH 2018

CIRCULATION

Total Circulation: 73,757



Physical Circulation: 67,196

Average Physical Circulation: 2,489

Highest day: 2,935 on Mon, Mar 26

Online Circulation: 6,561

Overdrive: 5,915

RBDigital Audiobooks: 611

RBDigital Magazines: 35

Self Checkout Kiosk

successful patrons: 848

patrons refused: 46

successful checkouts: 2,502

successful renewals: 294

items refused: 87

PROGRAMS

Children

	programs	people
Toddler Storytime	13	318
Preschool Storytime	21	474
Spanish Storytime	7	106
After School Programs	5	143
Other Children's Programs	4	140

Wee Friends preschool visits (four groups)

Adult and General

	programs	people
Monday Movies	4	123
Chess Night	1	9
Helicon West	1	59
Book a Librarian	1	
Other Programs	4	664

couple links (13)
armchair gardening (19)
family game night (171)
march madness (59 brackets, 402 ballots)

Teen

	programs	people
Teen Tuesday	4	45

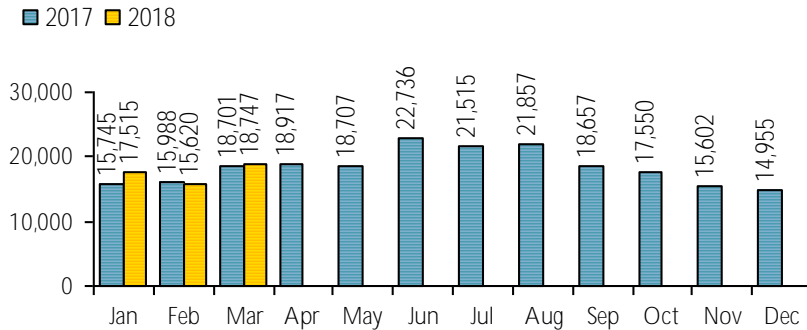
HOLDINGS

	nonfiction	fiction	audiovisual
items added	79	378	254
items withdrawn	724	771	321

Items in collection: 242,259
 Titles in collection: 196,013
 (eResources in collection): 41,113

VISITS

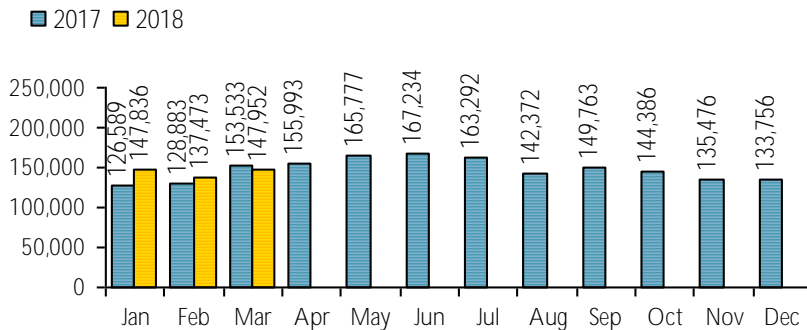
Patron Exit Count: 18,747



New cards this month: 248
 Cards renewed this month: 194
 Total Library Card Holders: 23,734
 Inside of Logan: 20,473
 Outside of Logan: 965
 ILL and System cards: 2,296

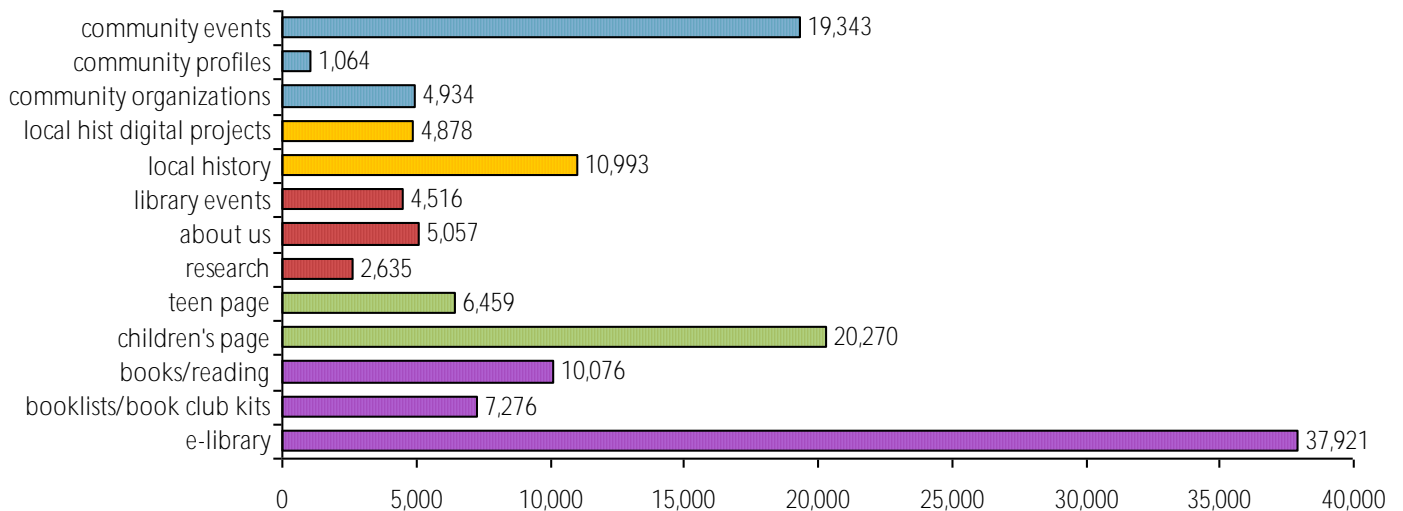
Average in-house visits per day: 694
 Physical circulations per visit: 3.58

Online Visits: 147,952



Average online visits per day: 1,772
 Average minutes per visit: 8.53

Online Visits this month:



SERVICES

Scheduled Meeting Room Usage (this month / year to date)

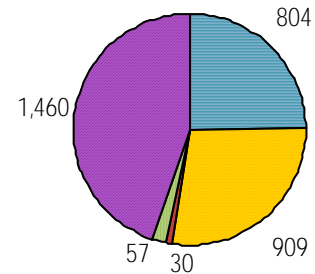
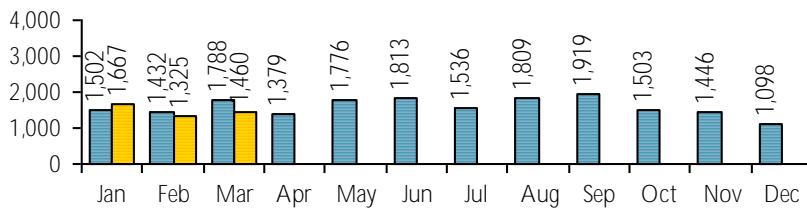
	meetings	groups
Temple Fork Room (cap 12)	18 / 51	12 / 40
Old Ephraim Room (cap 16)	27 / 61	13 / 35
Old Juniper Room (cap 16)	22 / 62	15 / 32

	meetings	groups
RKJ Reading Room (cap 20)	5 / 18	4 / 16
Bonneville Room (cap 49)	37 / 109	22 / 62
Jim Bridger Room (cap 87)	42 / 109	27 / 63

Total Meetings: 151 / 410 Total Groups: 93 / 248

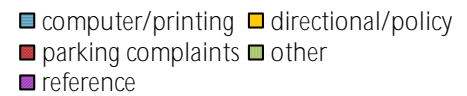
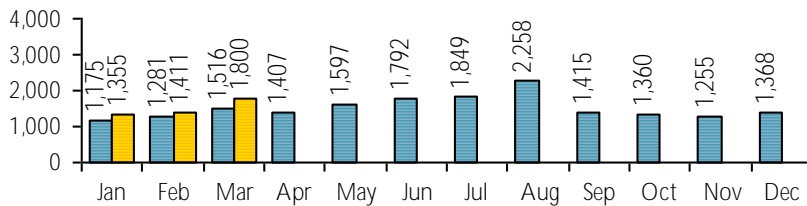
Reference Transactions: 1,460

2017 2018

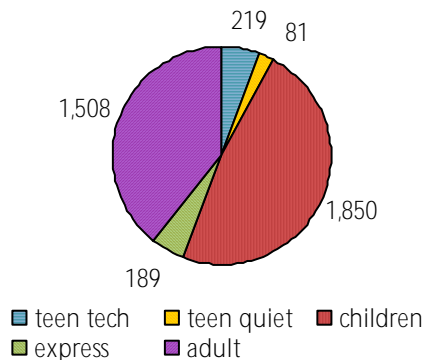


Other Service Transactions: 1,800

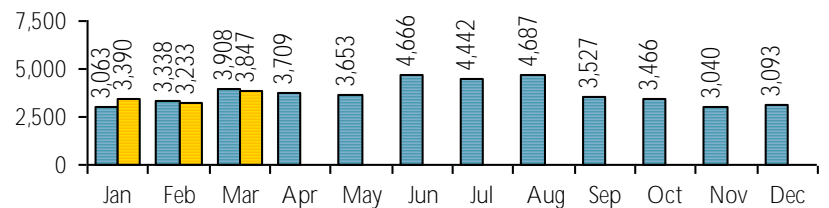
2017 2018



Computer Sessions: 3,847



2017 2018



Purchased Database Usage

