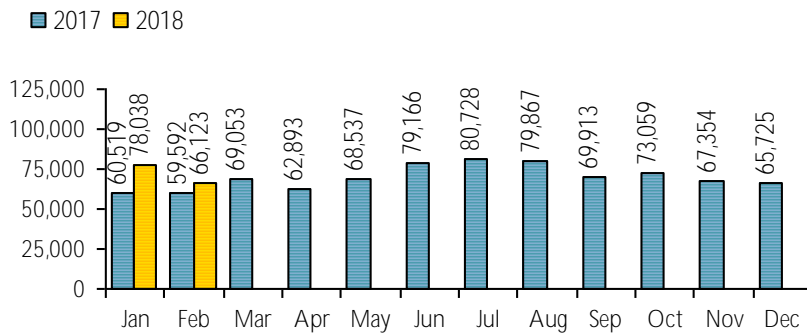


LOGAN LIBRARY
MONTHLY REPORT
FEBRUARY 2018

CIRCULATION

Total Circulation: 66,123



Physical Circulation: 59,729

Average Physical Circulation: 2,597

Highest day: 3,504 on Tue, Feb 20

Online Circulation: 6,394

Overdrive: 5,872

RBDigital Audiobooks: 513

RBDigital Magazines: 9

Self Checkout Kiosk

successful patrons: 625

patrons refused: 37

successful checkouts: 1,866

successful renewals: 145

items refused: 59

PROGRAMS

Children

programs people

Toddler Storytime	9	220
-------------------	---	-----

Preschool Storytime	15	326
---------------------	----	-----

Spanish Storytime	8	122
-------------------	---	-----

After School Programs	4	113
-----------------------	---	-----

Other Children's Programs	4	118
---------------------------	---	-----

2 Head Start class visits (43)

2 Ellis after school club visits (75)

Adult and General

programs people

Monday Movies	3	88
---------------	---	----

Chess Night	1	6
-------------	---	---

Helicon West	2	68
--------------	---	----

Book a Librarian	3	
------------------	---	--

Other Programs	2	26
----------------	---	----

2 Love & Logic classes (26)

Teen

programs people

Teen Tuesday	4	41
--------------	---	----

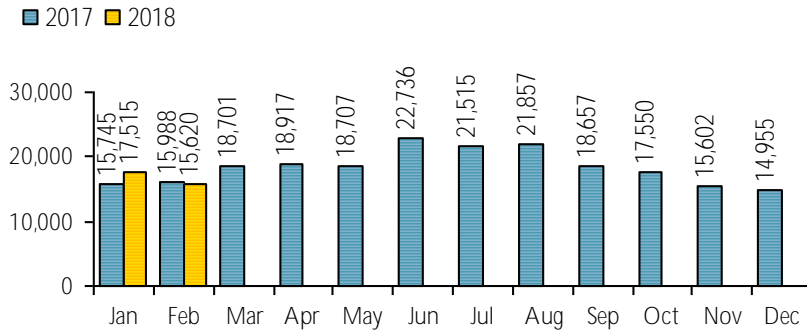
HOLDINGS

	nonfiction	fiction	audiovisual
items added	318	17	158
items withdrawn	340	1,062	103

Items in collection: 243,007
 Titles in collection: 196,471
 (eResources in collection): 41,113

VISITS

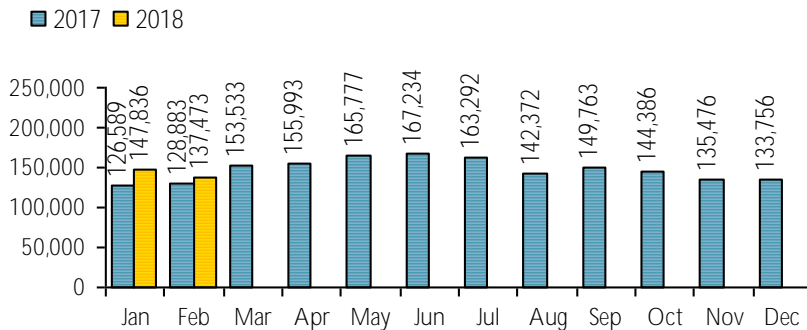
Patron Exit Count: 15,620



New cards this month: 205
 Cards renewed this month: 179
 Total Library Card Holders: 24,014
 Inside of Logan: 20,741
 Outside of Logan: 979
 ILL and System cards: 2,294

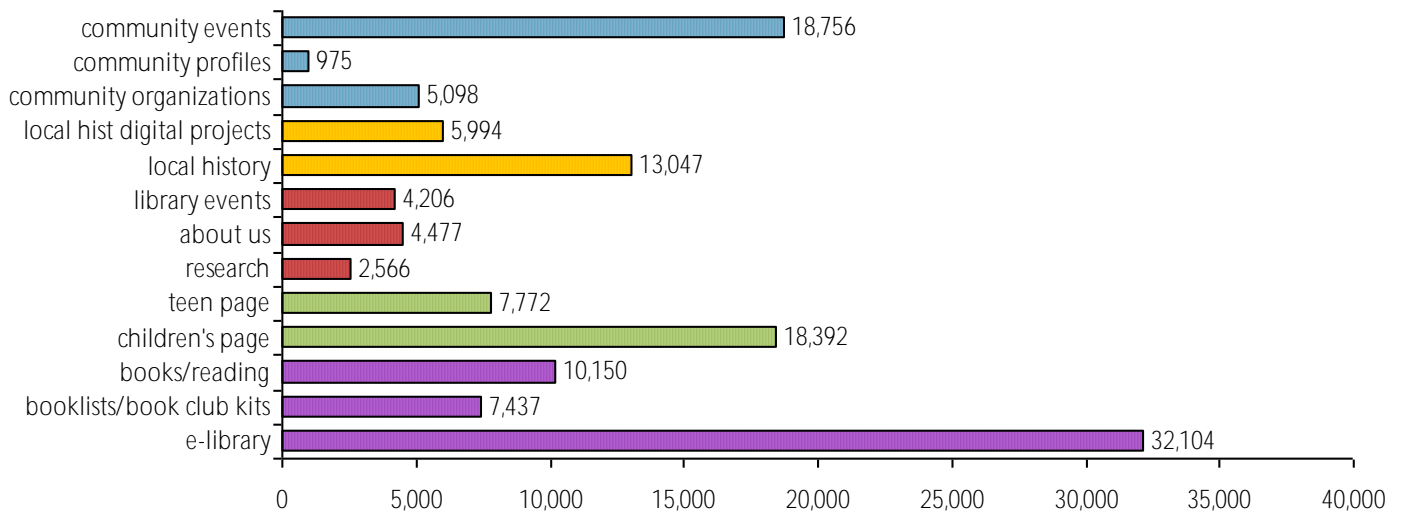
Average in-house visits per day: 679
 Physical circulations per visit: 3.82

Online Visits: 137,473



Average online visits per day: 4,909
 Average minutes per visit: 10.05

Online Visits this month:



SERVICES

Scheduled Meeting Room Usage (this month / year to date)

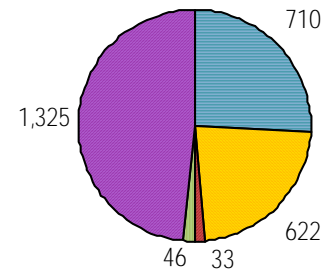
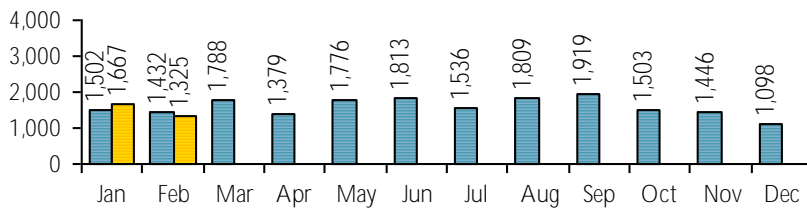
	meetings	groups
Temple Fork Room (cap 12)	17 / 33	15 / 28
Old Ephraim Room (cap 16)	18 / 34	11 / 22
Old Juniper Room (cap 16)	21 / 40	8 / 17

	meetings	groups
RKJ Reading Room (cap 20)	6 / 13	5 / 12
Bonneville Room (cap 49)	36 / 72	22 / 40
Jim Bridger Room (cap 87)	31 / 67	16 / 36

Total Meetings: 129 / 259 Total Groups: 77 / 155

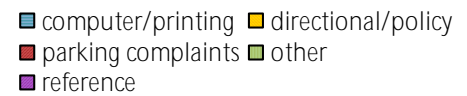
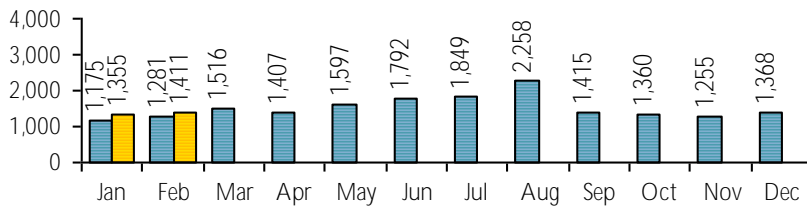
Reference Transactions: 1,325

2017 2018

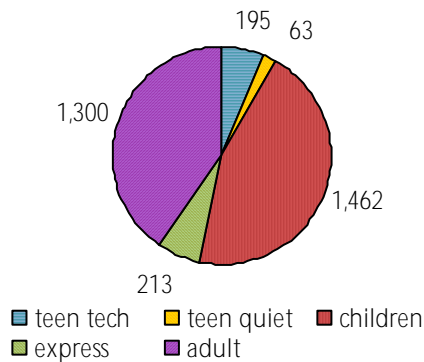


Other Service Transactions: 1,411

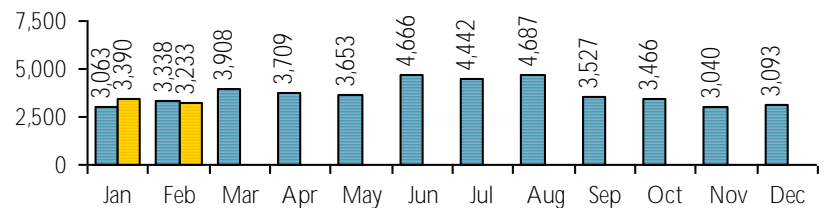
2017 2018



Computer Sessions: 3,233



2017 2018



Purchased Database Usage

