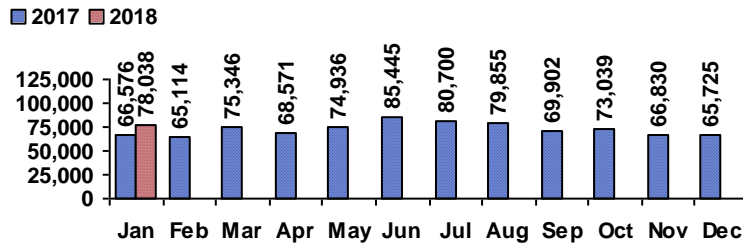


## Logan Library Monthly Report January 2018

### CIRCULATION

#### Total Circulation

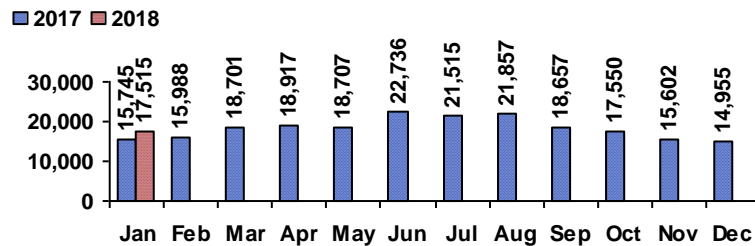


Average Physical Circulation: 2,820  
Highest day: 5,410 on Sat, Jan 06

Physical Circulation: 70,512  
Online Circulation: 7,526

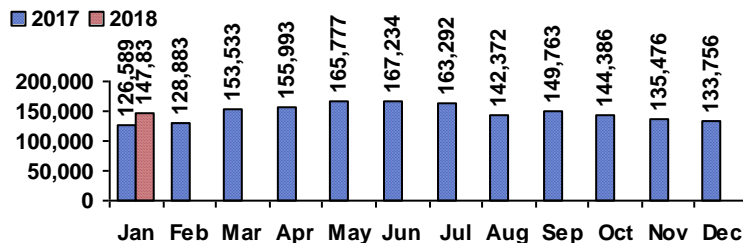
### VISITS

#### Patron Exit Count



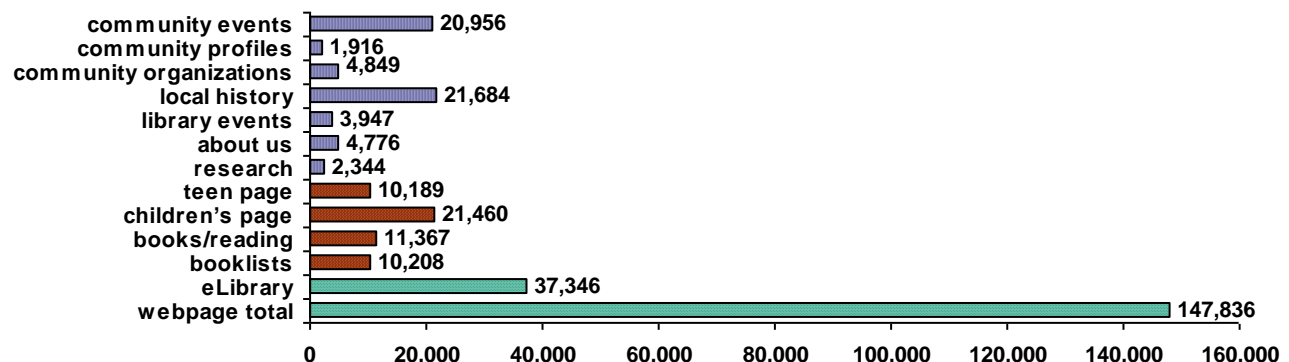
Average visits per day: 700.60  
Physical circulations per visit: 4.0  
Total library card holders: 23,822  
New cards this month: 330

#### Online Visits



Average online visits per day: 4,768  
Average visit length: 11:07

#### Webpage Visits



## PROGRAMS

	events	attendance
Preschool Storytime	19	533
Toddler Storytime	11	252
Spanish Storytime	8	143
After School Programs	4	121

	events	attendance
Teen Tuesdays	4	39
Movie Nights	3	86
Other Programs and Events	7	245
Book A Librarian requests		2

## HOLDINGS

	Fiction	Nonfiction	Audiovisual	eResources	Total
Donations	8	0	1	0	9
Purchases	359	103	161	0	623
Withdrawals	537	693	242	0	1,472

Items in collection: 243,897  
 Titles in collection: 197,141  
 eResources in collection: 41,113

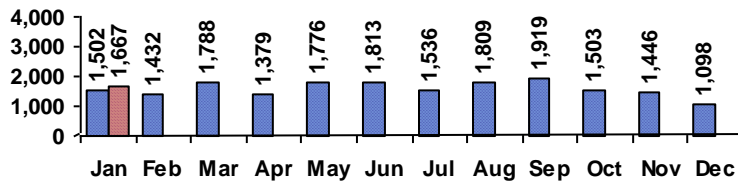
## SERVICES

### Scheduled Meeting Room Usage

Current Month: 78 groups, 130 meetings  
 Year to Date: 78 groups, 130 meetings

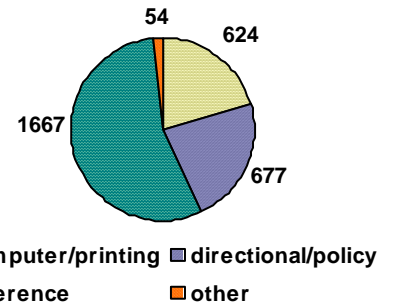
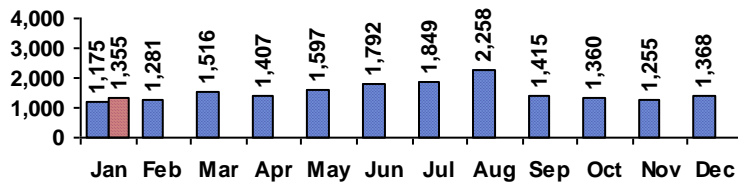
### Reference Transactions

■ 2017 ■ 2018

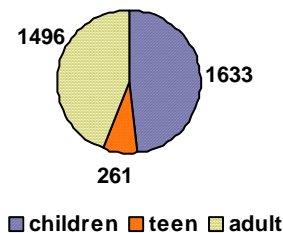


### Other Service Transactions

■ 2017 ■ 2018



### Computer Sessions



■ 2017 ■ 2018

