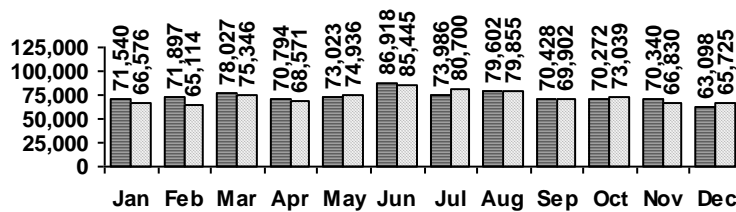


## Logan Library Monthly Report December 2017

### CIRCULATION

#### Total Circulation

■ 2016 □ 2017



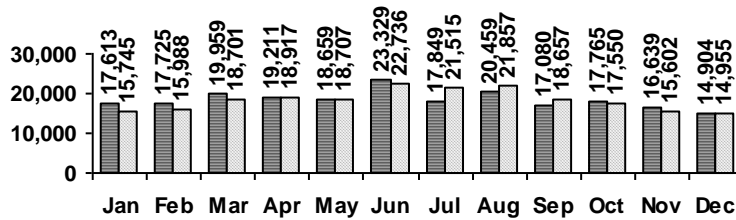
Average Physical Circulation: 2,364  
Highest day: 3,189 on Thu, Dec 06

Physical Circulation: 59,109  
Online Circulation: 6,616

### VISITS

#### Patron Exit Count

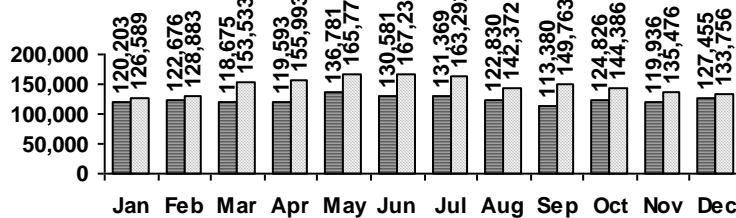
■ 2016 □ 2017



Average visits per day: 598.20  
Physical circulations per visit: 4.0  
Total library card holders: 23,829  
New cards this month: 166

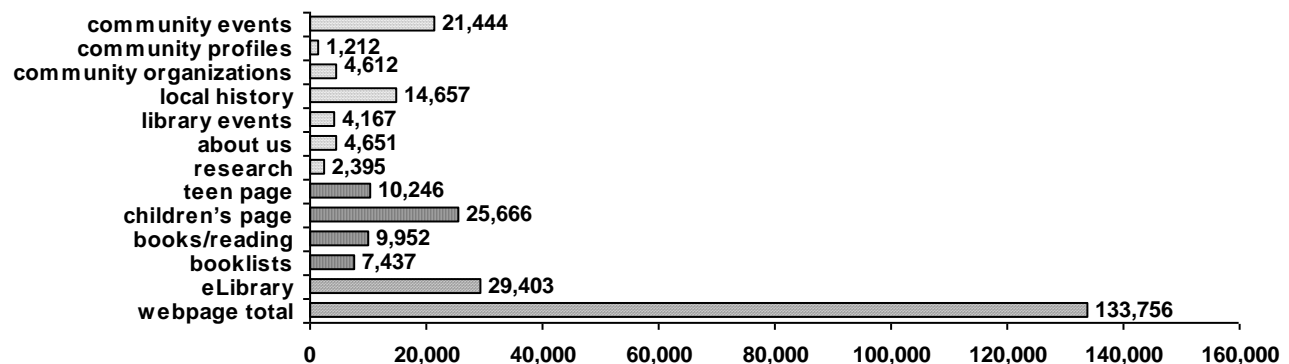
#### Online Visits

■ 2016 □ 2017



Average online visits per day: 4,314  
Average visit length: 12:11

#### Webpage Visits



## PROGRAMS

	events	attendance
Preschool Storytime	0	0
Toddler Storytime	0	0
Spanish Storytime	1	21
After School Programs	3	156

	events	attendance
Teen Tuesdays	4	58
Movie Nights	3	68
Other Programs and Events	10	711
Book A Librarian requests	1	

## HOLDINGS

	Fiction	Nonfiction	Audiovisual	eResources	Total
Donations	9	7	18	0	34
Purchases	554	398	226	0	1,178
Withdrawals	339	1,185	595	0	2,119

Items in collection: 244,507  
 Titles in collection: 197,453  
 eResources in collection: 41,545

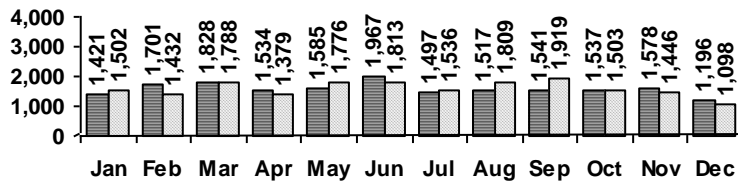
## SERVICES

### Scheduled Meeting Room Usage

Current Month: 55 groups, 86 meetings  
 Year to Date: 938 groups, 1,479 meetings

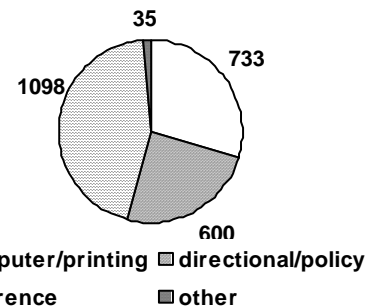
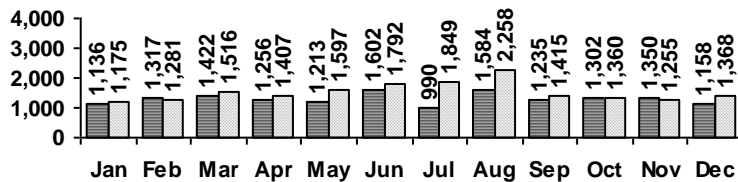
### Reference Transactions

■ 2016 □ 2017

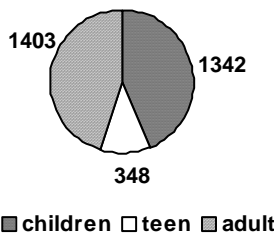


### Other Service Transactions

■ 2016 □ 2017



### Computer Sessions



■ 2016 □ 2017

