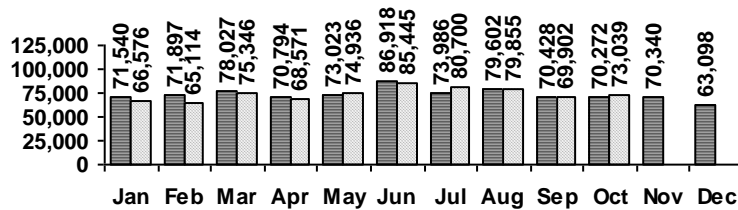


Logan Library Monthly Report October 2017

CIRCULATION

Total Circulation

■ 2016 □ 2017



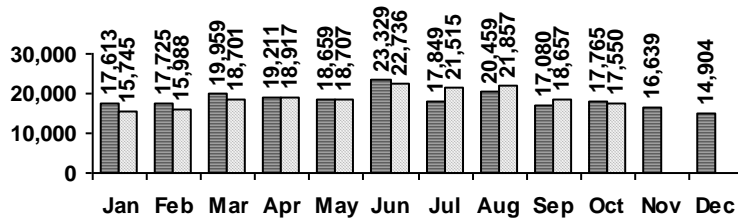
Average Physical Circulation: 2,655
Highest day: 4,108 on Tue, Oct 10

Physical Circulation: 66,372
Online Circulation: 6,667

VISITS

Patron Exit Count

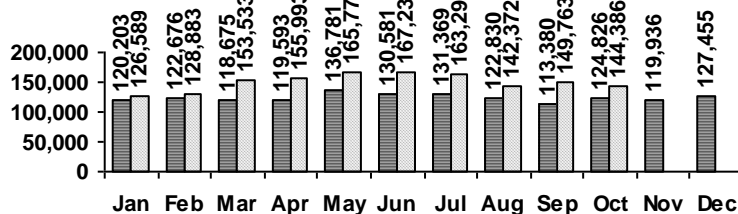
■ 2016 □ 2017



Average visits per day: 702.00
Physical circulations per visit: 3.8
Total library card holders: 24,336
New cards this month: 264

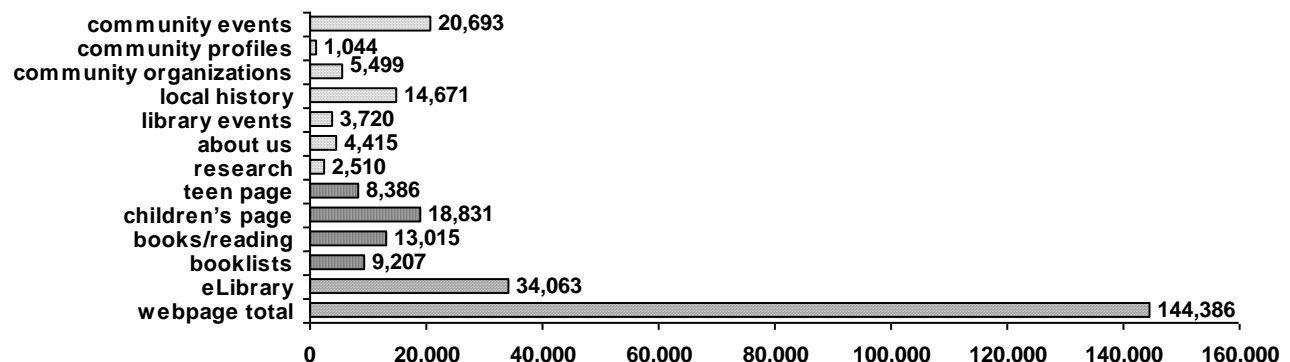
Online Visits

■ 2016 □ 2017



Average online visits per day: 4,657
Average visit length: 9:59

Webpage Visits



PROGRAMS

	events	attendance
Preschool Storytime	17	431
Toddler Storytime	10	264
Spanish Storytime	8	131
After School Programs	4	99

	events	attendance
Teen Tuesdays	5	47
Movie Nights	4	73
Other Programs and Events	9	984
Book A Librarian requests	7	

HOLDINGS

	Fiction	Nonfiction	Audiovisual	eResources	Total
Donations	0	0	2	0	2
Purchases	383	51	304	0	738
Withdrawals	792	733	112	0	1,637

Items in collection: 245,104
 Titles in collection: 197,817
 eResources in collection: 41,545

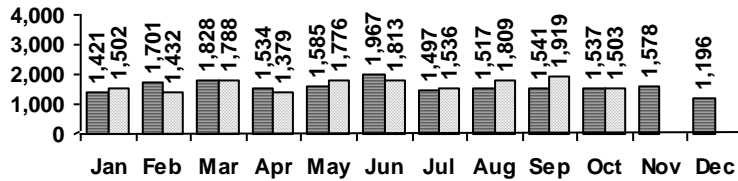
SERVICES

Scheduled Meeting Room Usage

Current Month: 77 groups, 137 meetings
 Year to Date: 802 groups, 1,269 meetings

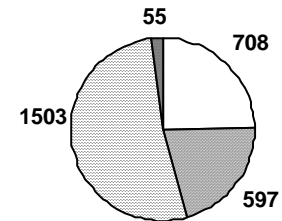
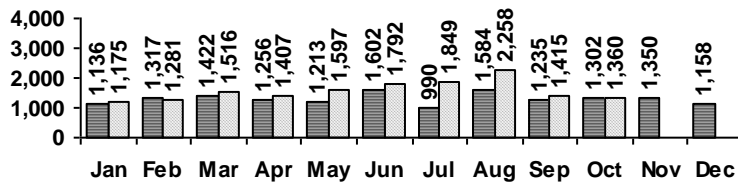
Reference Transactions

■ 2016 □ 2017



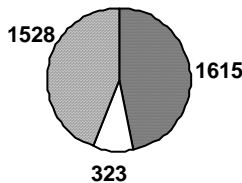
Other Service Transactions

■ 2016 □ 2017



□ computer/printing □ directional/policy
 □ reference □ other

Computer Sessions



■ children □ teen ■ adult

■ 2016 □ 2017

