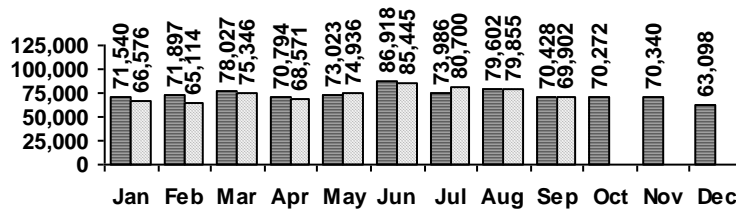


## Logan Library Monthly Report September 2017

### CIRCULATION

#### Total Circulation

■ 2016 □ 2017



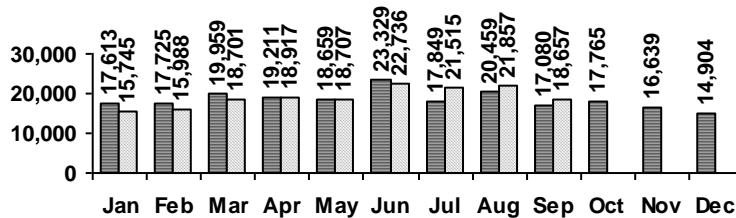
Average Physical Circulation: 2,534  
Highest day: 4,424 on Tue, Sep 05

Physical Circulation: 63,353  
Online Circulation: 6,549

### VISITS

#### Patron Exit Count

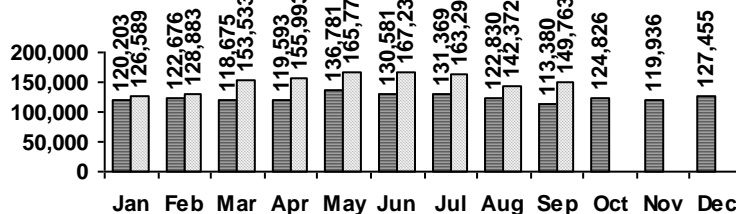
■ 2016 □ 2017



Average visits per day: 746.28  
Physical circulations per visit: 3.4  
Total library card holders: 24,078  
New cards this month: 333

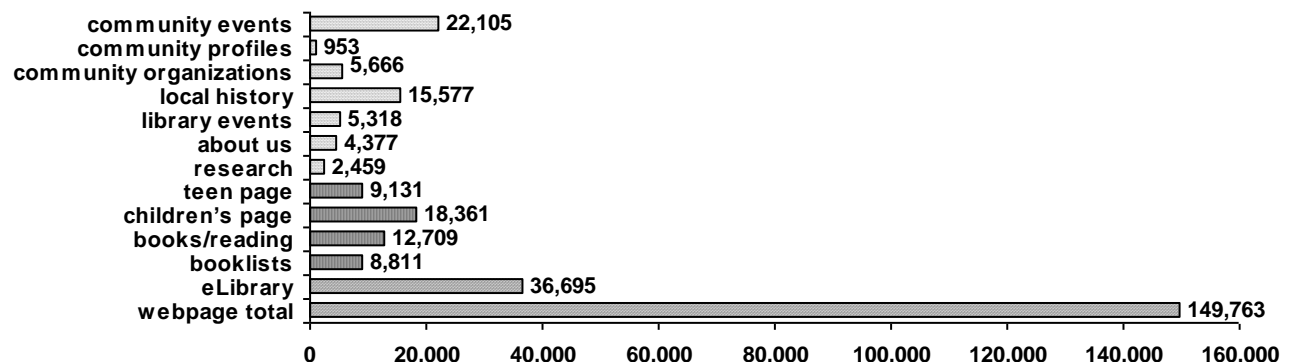
#### Online Visits

■ 2016 □ 2017



Average online visits per day: 4,992  
Average visit length: 9:36

#### Webpage Visits



## PROGRAMS

	events	attendance
Preschool Storytime	19	524
Toddler Storytime	12	296
Spanish Storytime	7	60
After School Programs	4	80

	events	attendance
Teen Tuesdays	4	63
Movie Nights	3	53
Other Programs and Events	9	1,347
Book A Librarian requests		4

## HOLDINGS

	Fiction	Nonfiction	Audiovisual	eResources	Total
Donations	4	3	3	0	10
Purchases	407	93	191	0	691
Withdrawals	0	286	183	0	469

Items in collection: 245,184  
 Titles in collection: 197,770  
 eResources in collection: 41,545

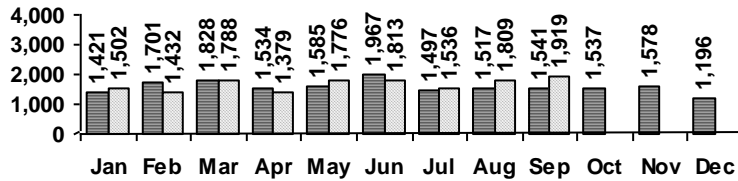
## SERVICES

### Scheduled Meeting Room Usage

Current Month: 75 groups, 129 meetings  
 Year to Date: 725 groups, 1,132 meetings

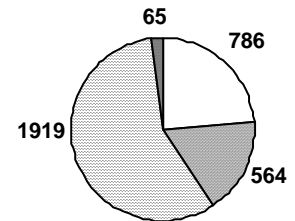
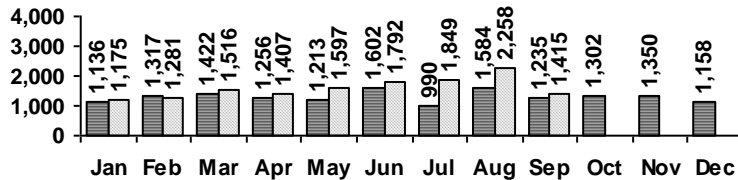
### Reference Transactions

■ 2016 □ 2017



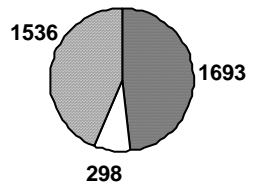
### Other Service Transactions

■ 2016 □ 2017



□ computer/printing □ directional/policy  
 □ reference ■ other

### Computer Sessions



■ children □ teen ■ adult

■ 2016 □ 2017

