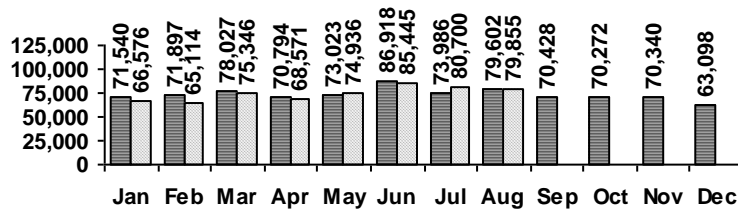


## Logan Library Monthly Report August 2017

### CIRCULATION

#### Total Circulation

■ 2016 □ 2017



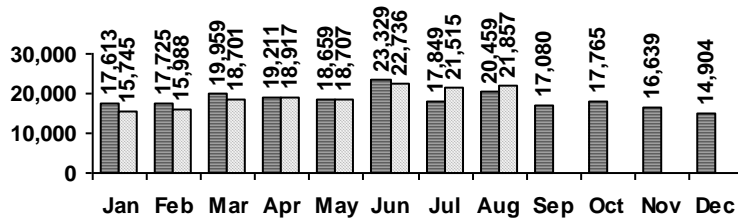
Average Physical Circulation: 2,920  
Highest day: 3,563 on Mon, Aug 14

Physical Circulation: 73,006  
Online Circulation: 6,849

### VISITS

#### Patron Exit Count

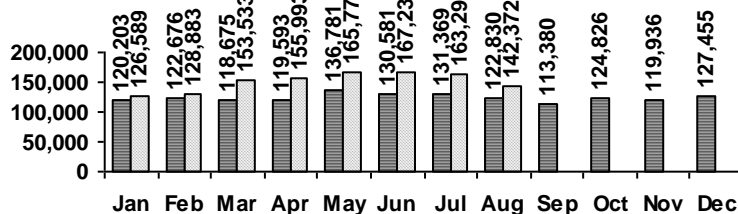
■ 2016 □ 2017



Average visits per day: 874.28  
Physical circulations per visit: 3.3  
Total library card holders: 24,401  
New cards this month: 371

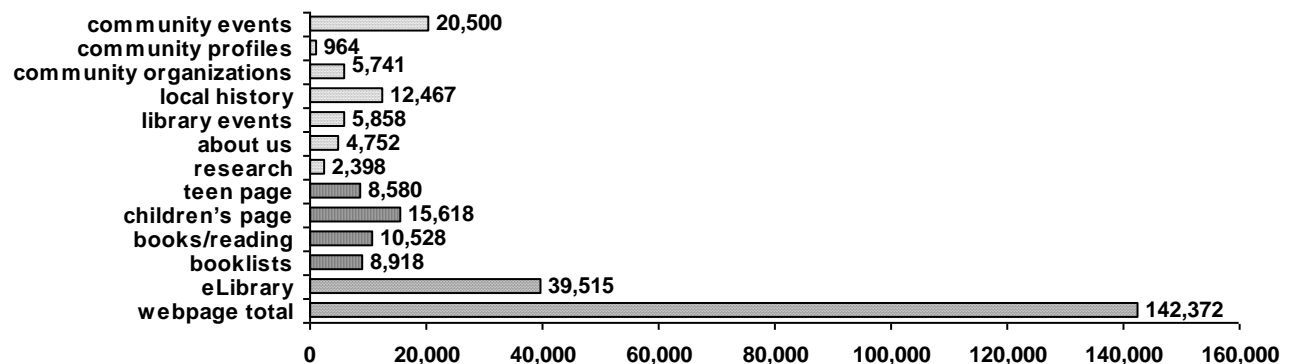
#### Online Visits

■ 2016 □ 2017



Average online visits per day: 4,592  
Average visit length: 10:32

#### Webpage Visits



## PROGRAMS

(No storytime or craft activities during the month of August)

Reading Cards turned in 1,498

	events	attendance
Teen Tuesdays	5	83
Movie Nights	4	83
Other Programs and Events	8	1,947
Book A Librarian requests		<span style="border: 1px solid black; padding: 2px;">10</span>

## HOLDINGS

	Fiction	Nonfiction	Audiovisual	eResources	Total
Donations	16	8	19	0	<b>43</b>
Purchases	729	230	276	0	<b>1,235</b>
Withdrawals	175	32	62	0	<b>269</b>

Items in collection: 244,268  
Titles in collection: 197,280  
eResources in collection: 41,545

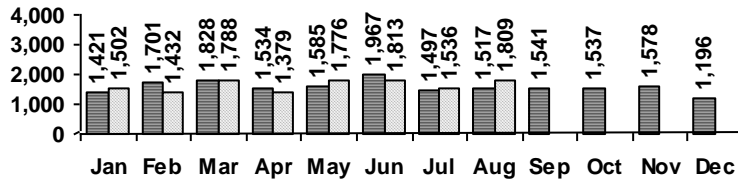
## SERVICES

### Scheduled Meeting Room Usage

Current Month: 62 groups, 99 meetings  
Year to Date: 650 groups, 1,003 meetings

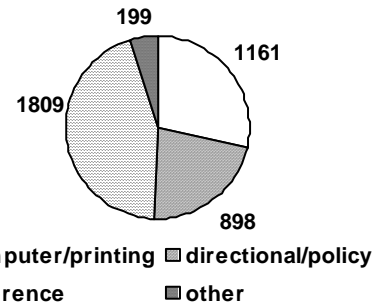
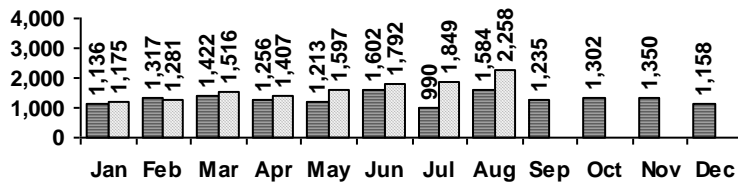
### Reference Transactions

■ 2016 □ 2017

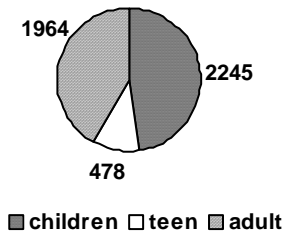


### Other Service Transactions

■ 2016 □ 2017



### Computer Sessions



■ 2016 □ 2017

