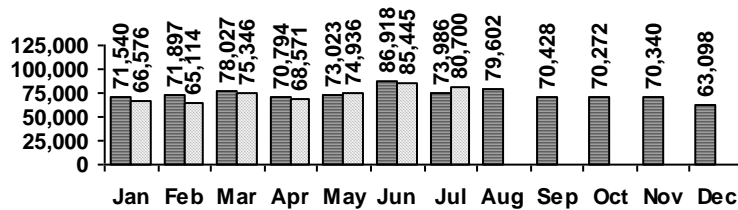


Logan Library Monthly Report July 2017

CIRCULATION

Total Circulation

■ 2016 □ 2017



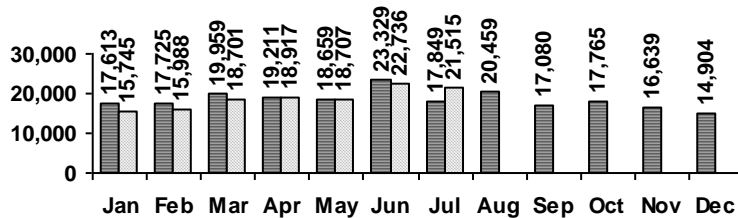
Average Physical Circulation: 3,090
Highest day: 4,498 on Wed, Jul 05

Physical Circulation: 74,150
Online Circulation: 6,550

VISITS

Patron Exit Count

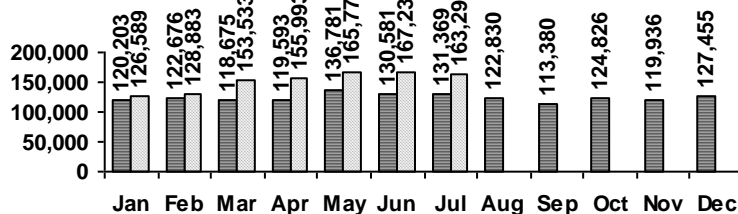
■ 2016 □ 2017



Average visits per day: 896.46
Physical circulations per visit: 3.4
Total library card holders: 24,035
New cards this month: 358

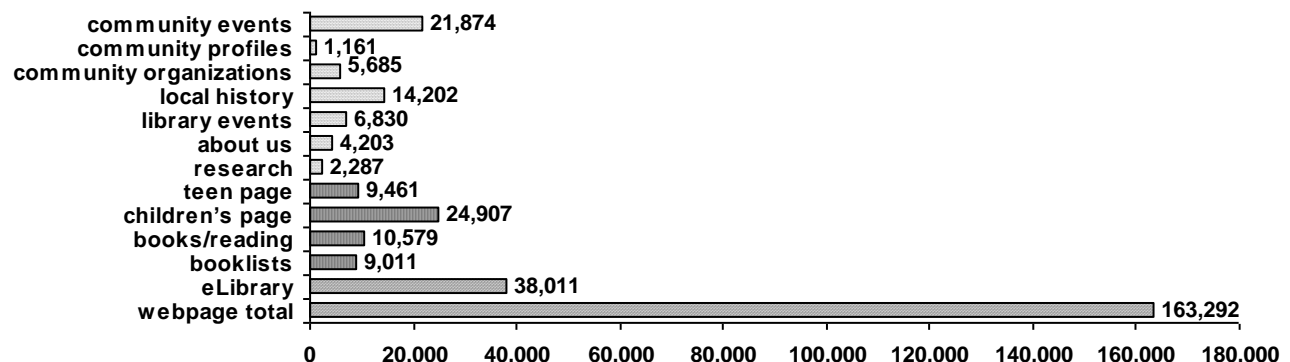
Online Visits

■ 2016 □ 2017



Average online visits per day: 5,267
Average visit length: 9:34

Webpage Visits



PROGRAMS

	events	attendance
Summer Storytime	6	394
Spanish/Portuguese Storytime	8	158
Craft activities	3	344
Reading Cards turned in	2,228	

	events	attendance
Teen Tuesdays	3	44
Movie Nights	3	108
Other Programs and Events	10	314
Book A Librarian requests	10	

HOLDINGS

	Fiction	Nonfiction	Audiovisual	eResources	Total
Donations	2	3	0	0	5
Purchases	659	94	222	0	975
Withdrawals	245	490	170	0	905

Items in collection: 244,109
 Titles in collection: 197,255
 eResources in collection: 41,545

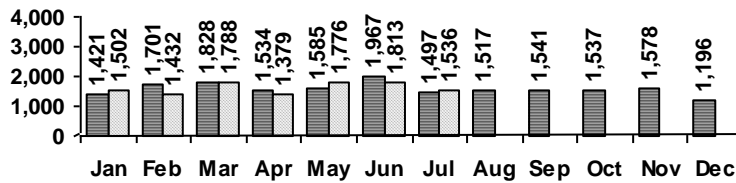
SERVICES

Scheduled Meeting Room Usage

Current Month: 66 groups, 105 meetings
 Year to Date: 588 groups, 904 meetings

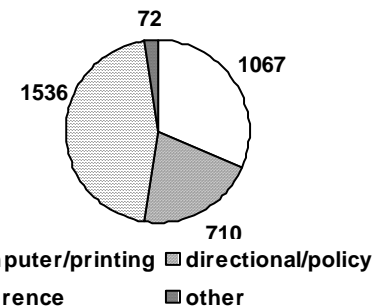
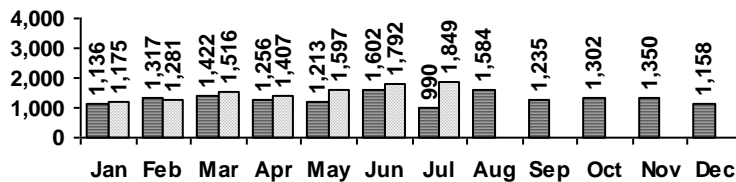
Reference Transactions

■ 2016 □ 2017

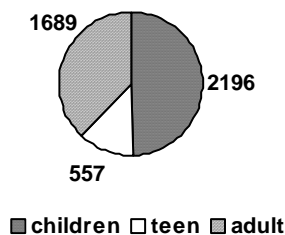


Other Service Transactions

■ 2016 □ 2017



Computer Sessions



■ 2016 □ 2017

