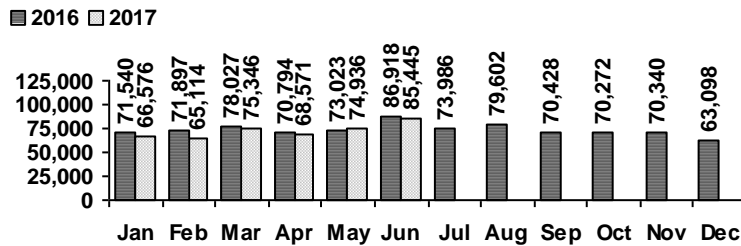


Logan Library Monthly Report June 2017

CIRCULATION

Total Circulation

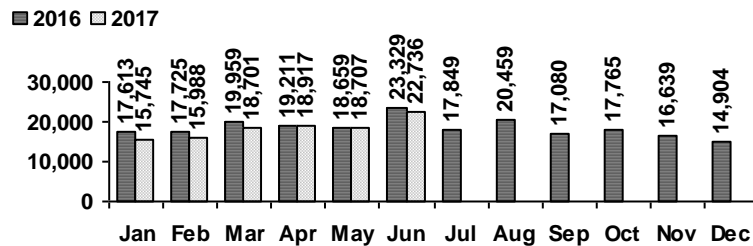


Average Physical Circulation: 3,045
Highest day: 4,711 on Mon, Jun 05

Physical Circulation: 79,166
Online Circulation: 6,279

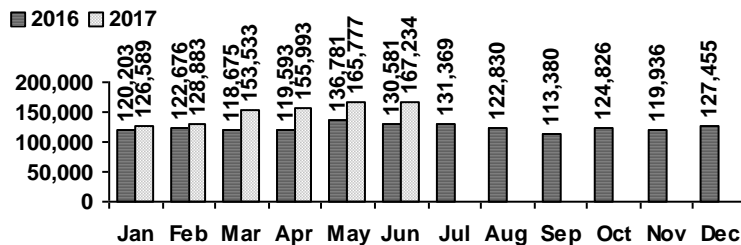
VISITS

Patron Exit Count



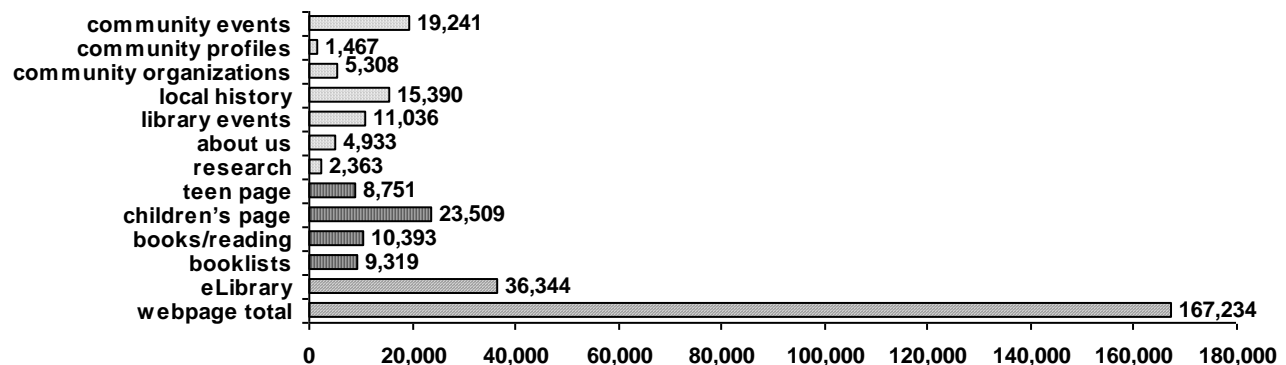
Average visits per day: 874.46
Physical circulations per visit: 3.5
Total library card holders: 24,473
New cards this month: 487

Online Visits



Average online visits per day: 5,574
Average visit length: 8:40

Webpage Visits



PROGRAMS

	events	attendance
Summer Storytime	8	650
Spanish/Portuguese Storytime	12	282
Craft activities	4	560
Reading Cards turned in	857	

	events	attendance
Teen Tuesdays	4	78
Movie Nights	4	91
Other Programs and Events	9	179
Book A Librarian requests	4	

HOLDINGS

	Fiction	Nonfiction	Audiovisual	eResources	Total
Donations	2	1	1	364	368
Purchases	376	574	166	128	1,244
Withdrawals	564	56	112	3	735

Items in collection: 243,482
 Titles in collection: 197,009
 eResources in collection: 41,545

(e-resources added: 189 eBooks, 298 eAudio, 5 eVideo)

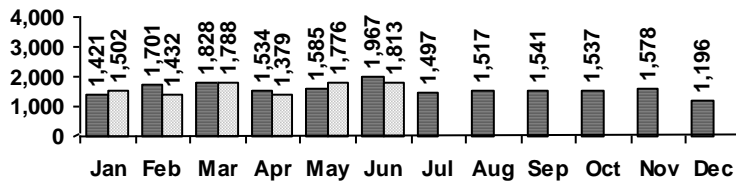
SERVICES

Scheduled Meeting Room Usage

Current Month: 69 groups, 119 meetings
 Year to Date: 522 groups, 799 meetings

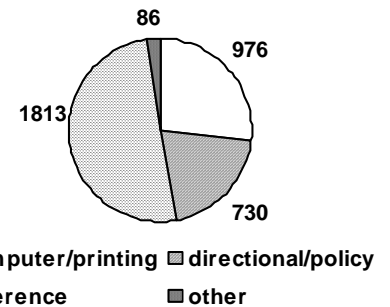
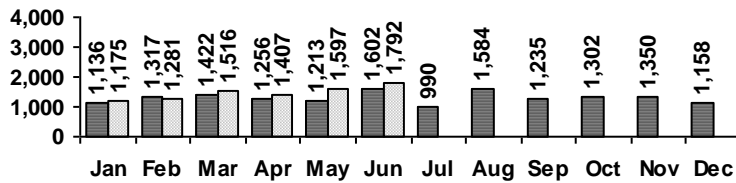
Reference Transactions

■ 2016 □ 2017



Other Service Transactions

■ 2016 □ 2017



Computer Sessions



■ 2016 □ 2017

