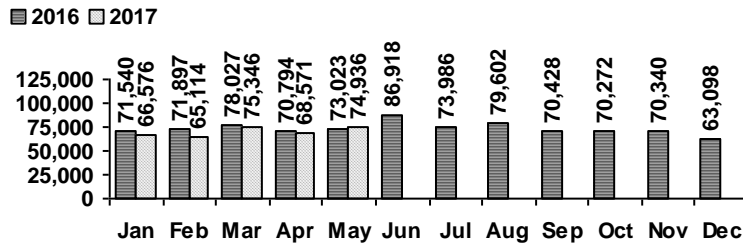


## Logan Library Monthly Report May 2017

### CIRCULATION

#### Total Circulation

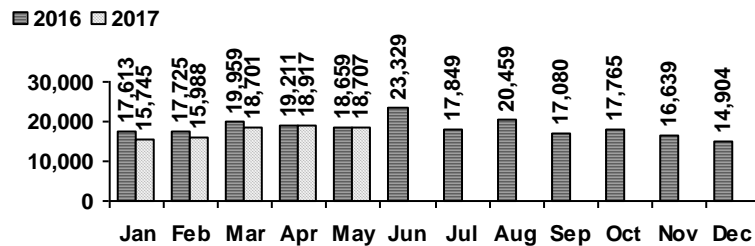


Average Physical Circulation: 2,636  
Highest day: 4,241 on Tue, May 30

Physical Circulation: 68,537  
Online Circulation: 6,399

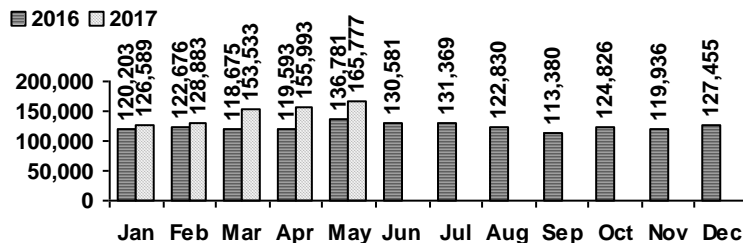
### VISITS

#### Patron Exit Count



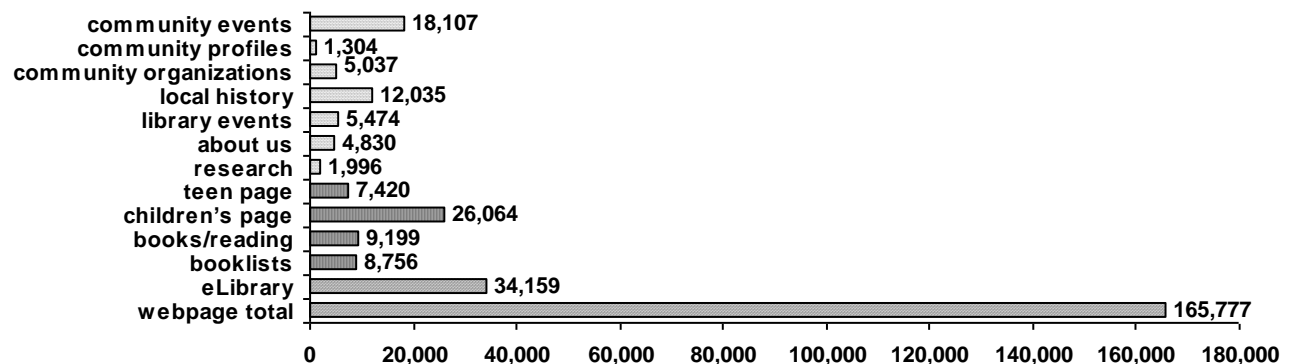
Average visits per day: 719.50  
Physical circulations per visit: 3.7  
Total library card holders: 24,001  
New cards this month: 368

#### Online Visits



Average online visits per day: 5,347  
Average visit length: 6:32

#### Webpage Visits



## PROGRAMS

	events	attendance
Preschool Storytime	10	196
Toddler Storytime	6	114
Spanish Storytime	4	43
After School Programs	3	77

	events	attendance
Teen Tuesdays	5	47
Movie Nights	4	162
Other Programs and Events	21	444
Book A Librarian requests	3	

## HOLDINGS

	Fiction	Nonfiction	Audiovisual	E-Resources	Total
Donations	1	8	2	364	<b>375</b>
Purchases	707	187	249	128	<b>1,271</b>
Withdrawals	893	77	200	3	<b>1,173</b>

Items in collection: 243,320  
Titles in collection: 196,904

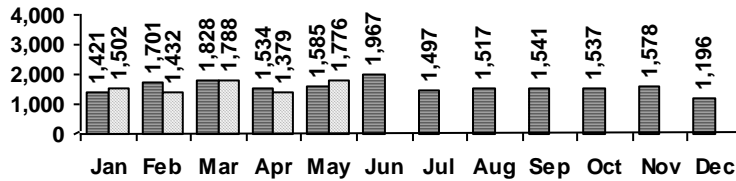
## SERVICES

### Scheduled Meeting Room Usage

Current Month: 82 groups, 126 meetings  
Year to Date: 453 groups, 680 meetings

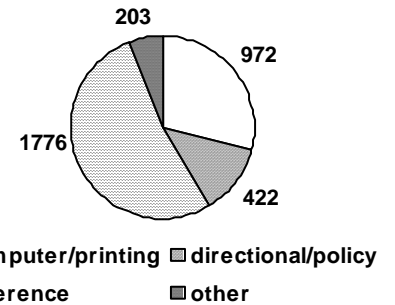
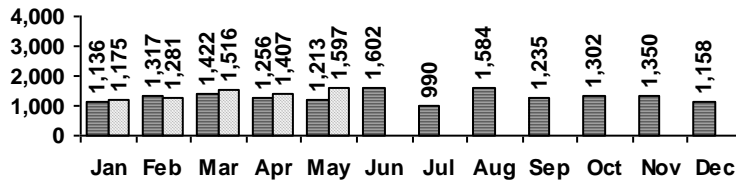
### Reference Transactions

■ 2016 □ 2017

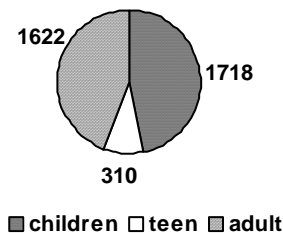


### Other Service Transactions

■ 2016 □ 2017



### Computer Sessions



■ 2016 □ 2017

