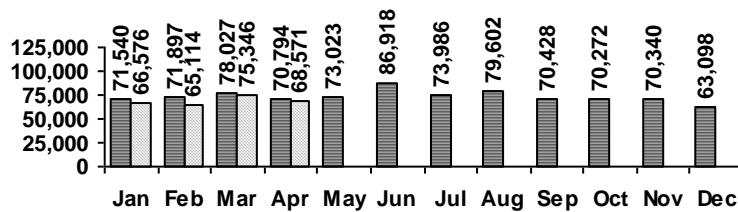


## Logan Library Monthly Report April 2017

### CIRCULATION

#### Total Circulation

■ 2016 □ 2017



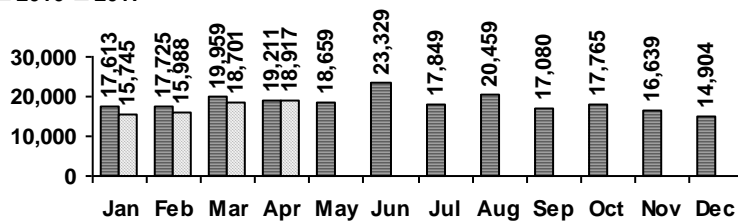
Average Physical Circulation: 2,516  
Highest day: 3,388 on Mon, Apr 03

Physical Circulation: 62,893  
Online Circulation: 5,678

### VISITS

#### Patron Exit Count

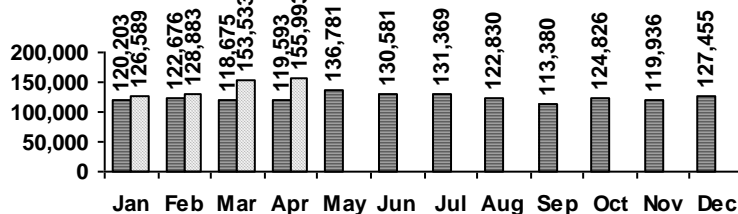
■ 2016 □ 2017



Average visits per day: 756.68  
Physical circulations per visit: 3.3  
Total library card holders: 23,883  
New cards this month: 212

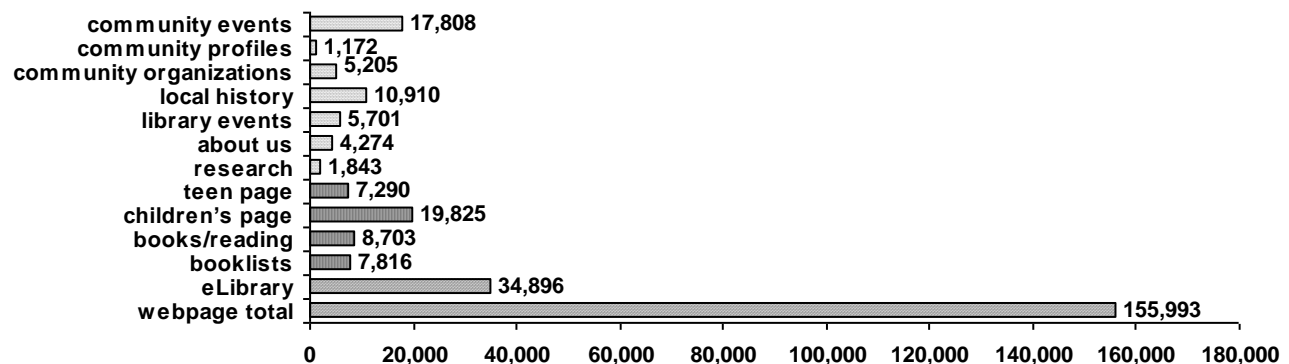
#### Online Visits

■ 2016 □ 2017



Average online visits per day: 5,199  
Average visit length: 6:21

#### Webpage Visits



## PROGRAMS

	events	attendance
Preschool Storytime	15	298
Toddler Storytime	9	198
Spanish Storytime	7	113
After School Programs	3	118

	events	attendance
Teen Tuesdays	4	40
Movie Nights	12	835
Other Programs and Events	32	2,059
Book A Librarian requests	6	

## HOLDINGS

	Fiction	Nonfiction	Audiovisual	E-Resources	Total
Donations	11	3	17	0	31
Purchases	679	382	230	0	1,291
Withdrawals	1,007	67	453	0	1,527

Items in collection: 242,726

Titles in collection: 196,286

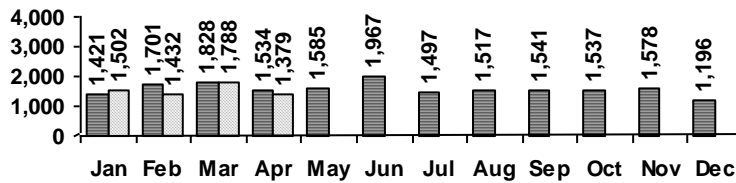
## SERVICES

### Scheduled Meeting Room Usage

Current Month: 93 groups, 144 meetings  
 Year to Date: 371 groups, 554 meetings

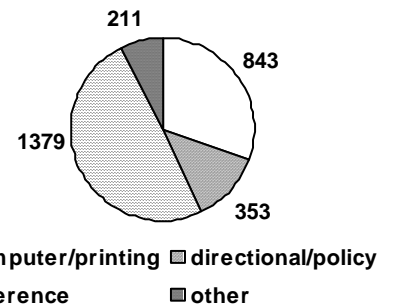
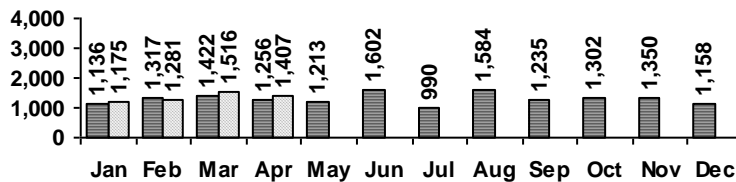
### Reference Transactions

■ 2016 □ 2017

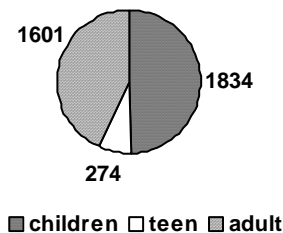


### Other Service Transactions

■ 2016 □ 2017



### Computer Sessions



■ 2016 □ 2017

