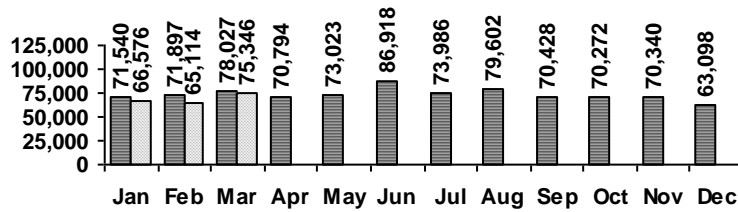


## Logan Library Monthly Report March 2017

### CIRCULATION

#### Total Circulation

■ 2016 □ 2017



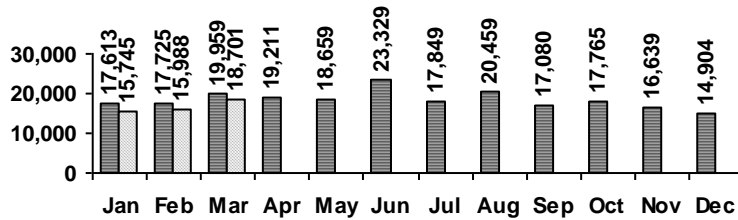
Average Physical Circulation: 2,558  
Highest day: 3,019 on Tue, Mar 28

Physical Circulation: 69,053  
Online Circulation: 6,293

### VISITS

#### Patron Exit Count

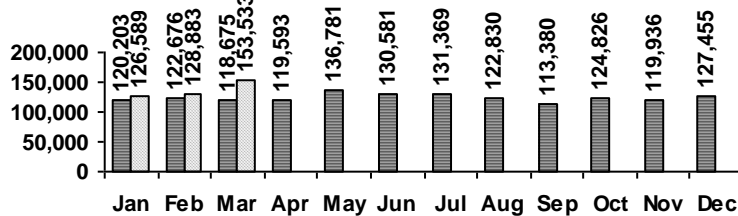
■ 2016 □ 2017



Average visits per day: 692.63  
Physical circulations per visit: 3.7  
Total library card holders: 24,401  
New cards this month: 268

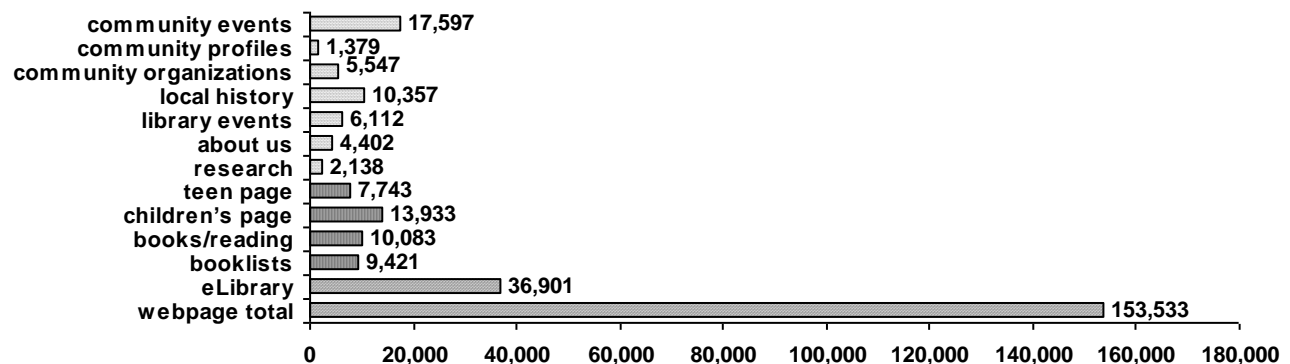
#### Online Visits

■ 2016 □ 2017



Average online visits per day: 4,952  
Average visit length: 6:11

#### Webpage Visits



## PROGRAMS

	events	attendance
Preschool Storytime	23	510
Toddler Storytime	14	332
Spanish Storytime	9	115
After School Programs	7	173

	events	attendance
Teen Tuesdays	4	41
Movie Nights	4	158
Other Programs and Events	14	443
Book A Librarian requests	6	

## HOLDINGS

	Fiction	Nonfiction	Audiovisual	E-Resources	Total
Donations	5	3	4	0	12
Purchases	823	124	467	0	1,414
Withdrawals	1,101	360	143	0	1,604

Items in collection: 242,831  
Titles in collection: 196,309

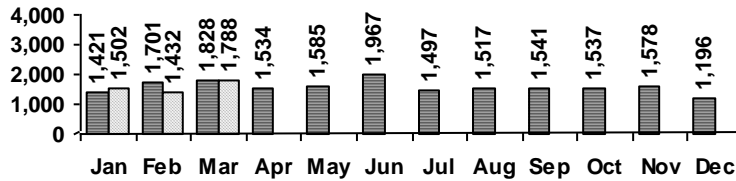
## SERVICES

### Scheduled Meeting Room Usage

Current Month: 97 groups, 142 meetings  
Year to Date: 278 groups, 410 meetings

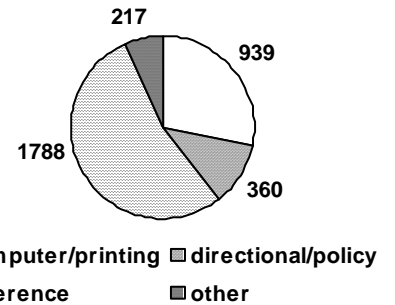
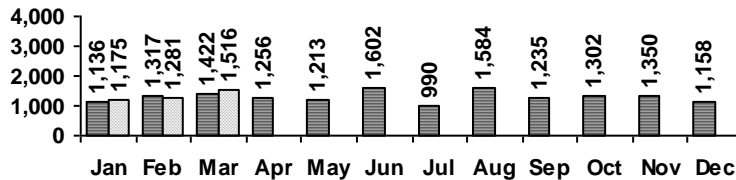
### Reference Transactions

■ 2016 □ 2017



### Other Service Transactions

■ 2016 □ 2017



### Computer Sessions



■ 2016 □ 2017

