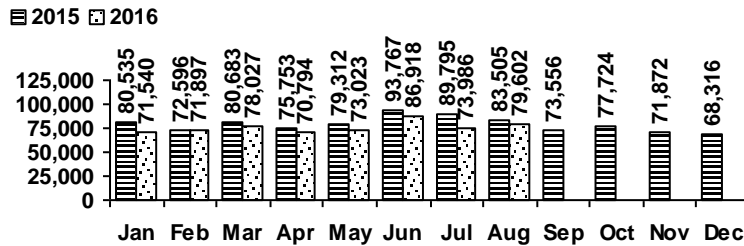


## Logan Library Monthly Report August 2016

### CIRCULATION

#### Total Circulation

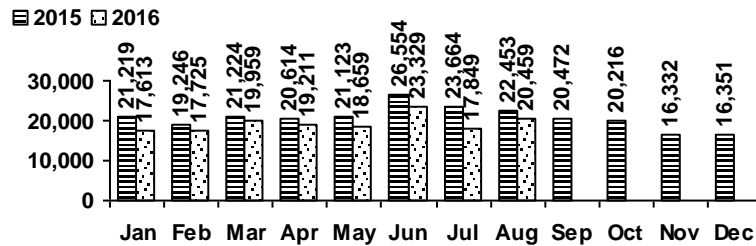


Average Physical Circulation: 2,758  
Highest day: 3,859 on Mon, Aug 01

Physical Circulation: 74,459  
Online Circulation: 5,143

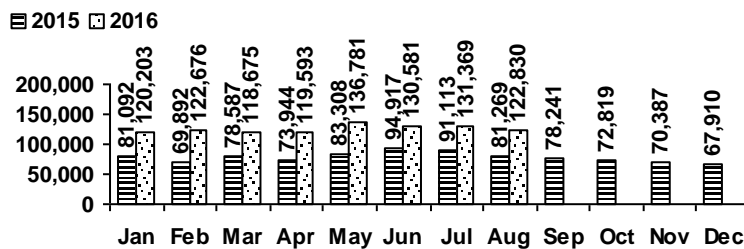
### VISITS

#### Patron Exit Count



Average visits per day: 757.74  
Physical circulations per visit: 3.6  
Total library card holders: 24,029  
New cards this month: 377

#### Online Visits



Average online visits per day: 3,962  
Average visit length: 7:17

### HOLDINGS

	Donations	Purchases	Withdrawals
Fiction	38	614	125
Nonfiction	76	148	291
Audiovisual	3	167	194
E-Resources	0	0	0
<b>Total</b>	<b>117</b>	<b>929</b>	<b>610</b>

**(No New E-Resources  
downloaded this month)**

Items in collection: 227,233  
Titles in collection: 179,735

# PROGRAMS

	events	attendance
Teen Tuesdays	5	71
Movie Nights	5	153
Learning @ the Library	2	4
Other Programs and Events	10	258

	events	attendance
Spanish/Portuguese Storytime	0	0
Summer Storytime	0	0
Maker Programs	1	78
Other Children's Activities	1	78

**Summer Reading Program Participation:**  
children - 4137, teen - 595

# SERVICES

Scheduled Meeting Room Usage (this month / year to date)

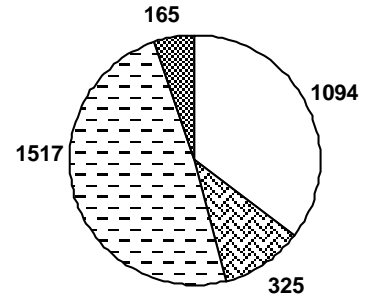
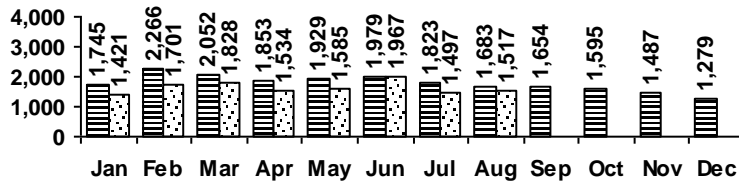
	groups	meetings
Lake Bonneville Room	17 / 148	29 / 254
Jim Bridger Room	10 / 130	24 / 235
Logan History Room	6 / 57	7 / 65

	groups	meetings
Old Ephraim Room	8 / 80	16 / 139
Old Juniper Room	3 / 59	5 / 90
Temple Fork Room	7 / 68	18 / 150

**Total Groups: 51 / 542 Total Meetings: 99 / 933**

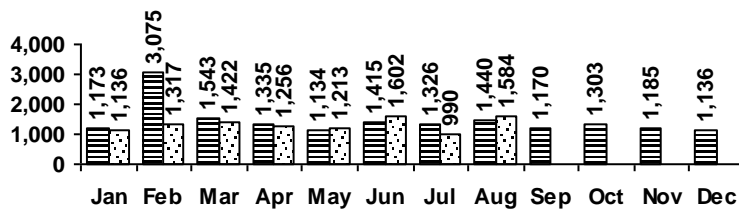
## Reference Transactions

2015 2016



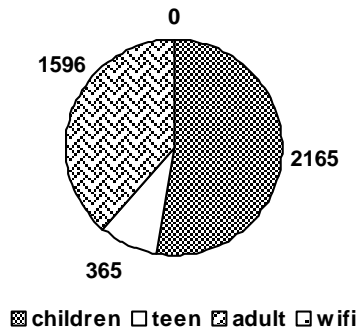
## Other Service Transactions

2015 2016

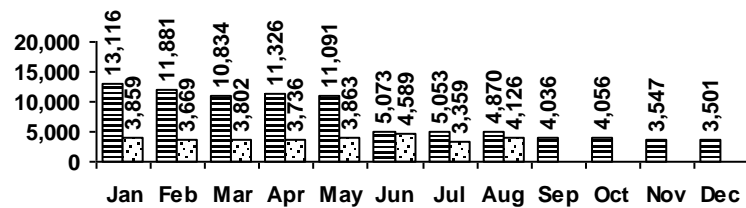


computer/printing directional/policy  
reference other

## Computer Sessions



2015 2016



(WiFi usage data unavailable beginning June 2015)