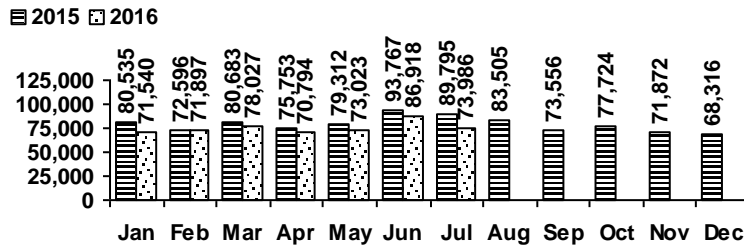


Logan Library Monthly Report July 2016

Note: due to air conditioning failure, an unscheduled closure of the library occurred July 21, 22, 23

CIRCULATION

Total Circulation

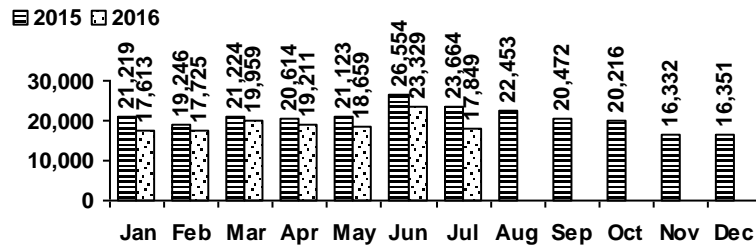


Average Physical Circulation: 3,292
Highest day: 6,323 on Tue, Jul 26

Physical Circulation: 69,124
Online Circulation: 4,862

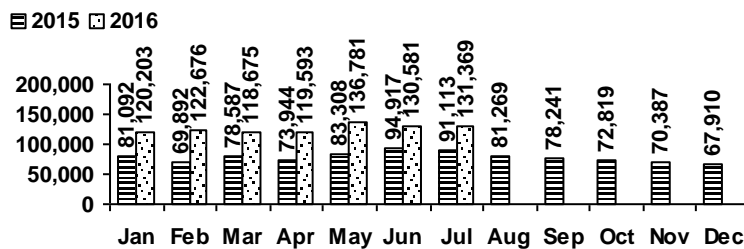
VISITS

Patron Exit Count



Average visits per day: 849.95
Physical circulations per visit: 3.9
Total library card holders: 24,005
New cards this month: 317

Online Visits



Average online visits per day: 48,577
Average visit length: 6:35

HOLDINGS

	Donations	Purchases	Withdrawals
Fiction	38	614	126
Nonfiction	76	148	291
Audiovisual	3	167	194
E-Resources	0	0	0
Total	117	929	611

**(No New E-Resources
downloaded this month)**

Items in collection: 227,572
Titles in collection: 179,797

PROGRAMS

	events	attendance
Teen Tuesdays	4	59
Movie Nights	2	75
Learning @ the Library	3	4
Other Programs and Events	4	117

	events	attendance
Spanish/Portuguese Storytime	9	170
Summer Storytime	7	378
Maker Programs	3	263
Other Children's Activities	1	10

Summer Reading Program Participation:
children - 1604, teen - 125

SERVICES

Scheduled Meeting Room Usage (this month / year to date)

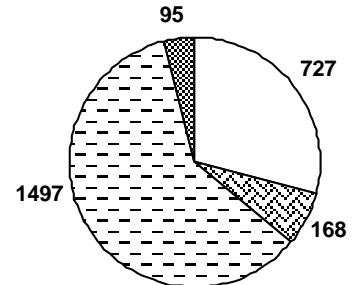
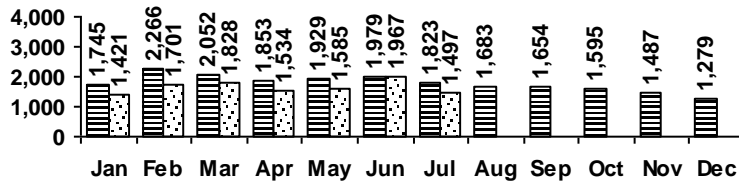
	groups	meetings
Lake Bonneville Room	18 / 131	30 / 225
Jim Bridger Room	13 / 120	33 / 211
Logan History Room	7 / 51	8 / 58

	groups	meetings
Old Ephraim Room	9 / 72	15 / 123
Old Juniper Room	7 / 56	16 / 85
Temple Fork Room	9 / 61	16 / 132

Total Groups: 63 / 491 Total Meetings: 118 / 834

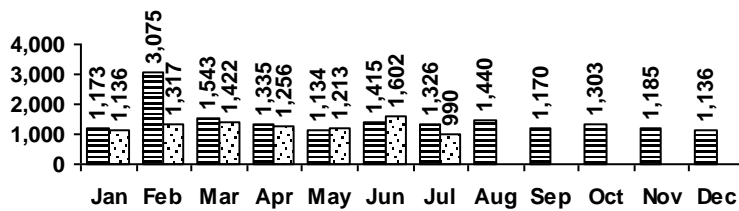
Reference Transactions

2015 2016



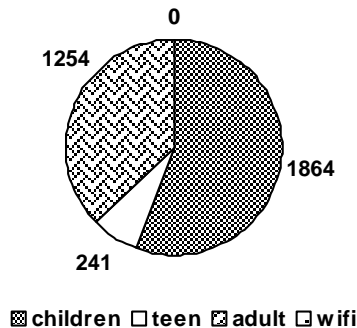
Other Service Transactions

2015 2016



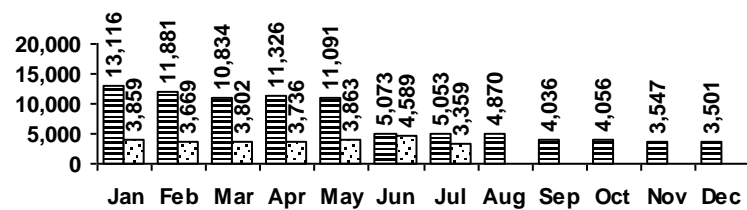
computer/printing directional/policy
reference other

Computer Sessions



children teen adult wifi

2015 2016



(WiFi usage data unavailable beginning June 2015)