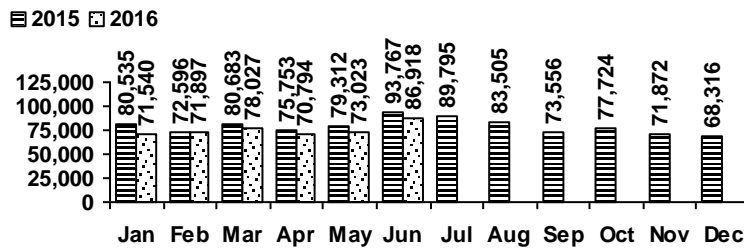


Logan Library Monthly Report June 2016

CIRCULATION

Total Circulation

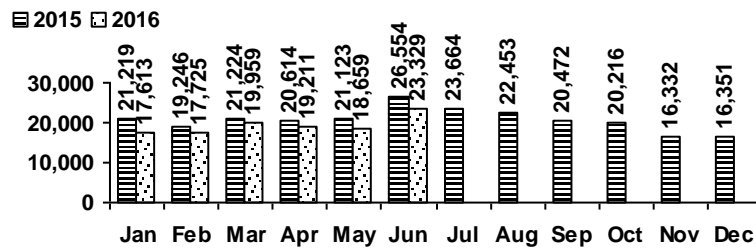


Average Physical Circulation: 3,161
Highest day: 4,535 on Mon, Jun 06

Physical Circulation: 82,195
Online Circulation: 4,723

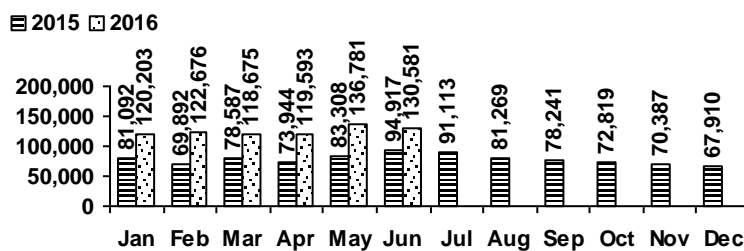
VISITS

Patron Exit Count



Average visits per day: 897.27
Physical circulations per visit: 3.5
Total library card holders: 24,188
New cards this month: 460

Online Visits



Average online visits per day: 4,352
Average visit length: 6:27

HOLDINGS

	Donations	Purchases	Withdrawals
Fiction	14	538	748
Nonfiction	23	246	34
Audiovisual	0	399	126
E-Resources	0	0	0
Total	37	1,183	908

**(No New E-Resources
downloaded this month)**

Items in collection: 228,119
Titles in collection: 179,862

PROGRAMS

	events	attendance
Teen Tuesdays	4	73
Movie Nights	4	106
Learning @ the Library	4	6
Other Programs and Events	9	1,198

Storytelling Festival estimated attendance: 1,500

	events	attendance
Spanish/Portuguese Storytime	13	268
Summer Storytime	8	646
Maker Programs	4	368
Other Children's Activities	1	4

**Summer Reading Program Participation:
children - 996, teen - 110**

SERVICES

Scheduled Meeting Room Usage (this month / year to date)

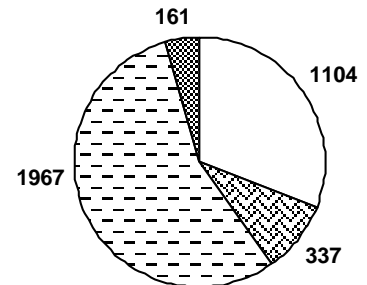
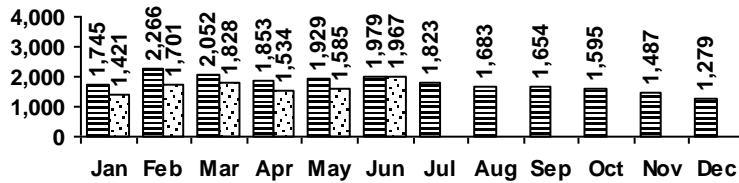
	groups	meetings
Lake Bonneville Room	19 / 113	37 / 195
Jim Bridger Room	15 / 107	36 / 178
Logan History Room	8 / 44	9 / 50

	groups	meetings
Old Ephraim Room	11 / 63	19 / 108
Old Juniper Room	11 / 49	19 / 69
Temple Fork Room	10 / 52	27 / 116

Total Groups: 74 / 428 Total Meetings: 147 / 716

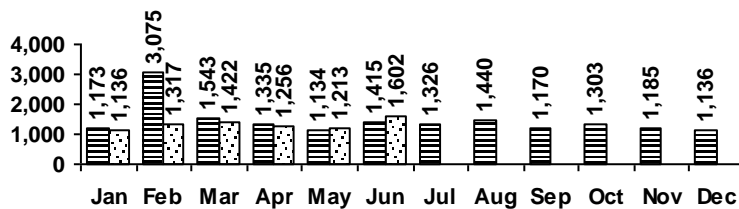
Reference Transactions

2015 2016



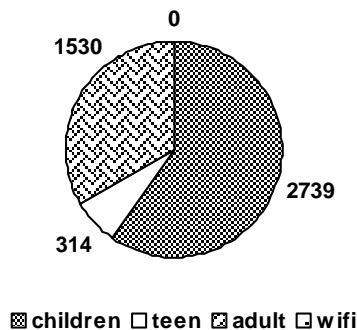
Other Service Transactions

2015 2016



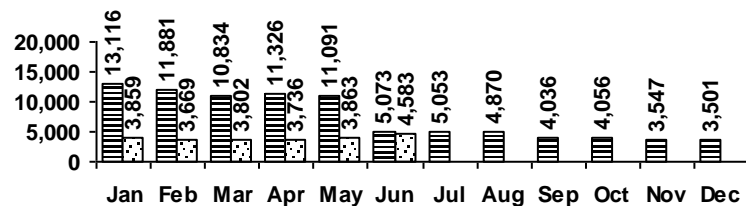
computer/printing directional/policy
reference other

Computer Sessions



children teen adult wifi

2015 2016



(WiFi usage data temporarily unavailable beginning June 2015)