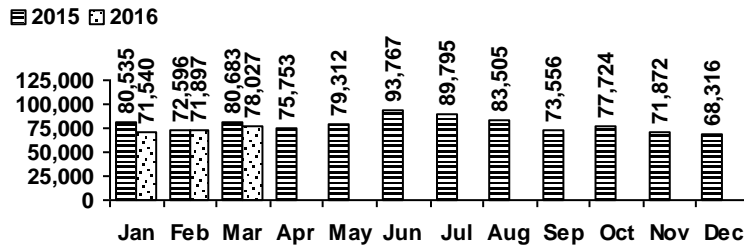


Logan Library Monthly Report March 2016

CIRCULATION

Total Circulation

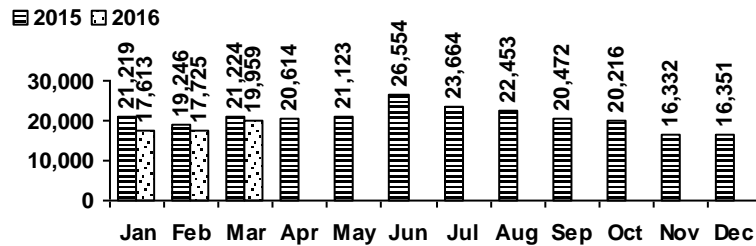


Average Physical Circulation: 2,733
Highest day: 3,440 on Wed, Mar 30

Physical Circulation: 73,789
Online Circulation: 4,238

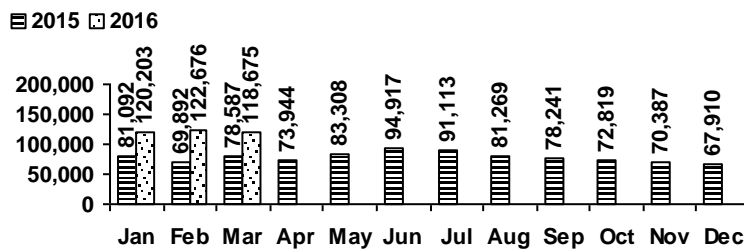
VISITS

Patron Exit Count



Average visits per day: 739.22
Physical circulations per visit: 3.7
Total library card holders: 23,968
New cards this month: 280

Online Visits



Average online visits per day: 3,828
Average visit length: 6:07

HOLDINGS

	Donations	Purchases	Withdrawals
Fiction	16	708	755
Nonfiction	8	139	263
Audiovisual	3	305	442
E-Resources	0	0	0
Total	27	1,152	1,460

**(No New E-Resources
downloaded this month)**

Items in collection: 227,150
Titles in collection: 178,779

PROGRAMS

	events	attendance
Preschool Storytime	25	538
Toddler Storytime	15	388
Spanish Storytime	10	245
After School Programs	7	294

	events	attendance
Teen Tuesdays	5	39
Movie Nights	4	123
Learning @ the Library	0	0
Other Programs and Events	11	474

SERVICES

Scheduled Meeting Room Usage (this month / year to date)

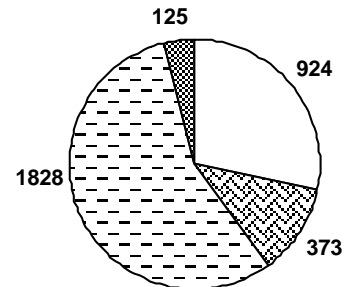
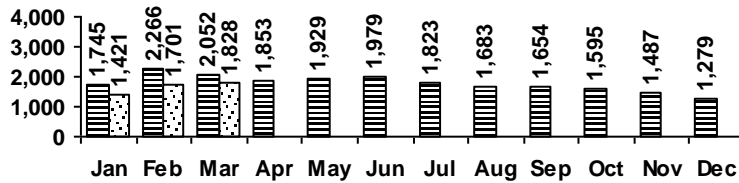
	groups	meetings
Lake Bonneville Room	21 / 54	36 / 94
Jim Bridger Room	22 / 51	30 / 81
Logan History Room	9 / 23	10 / 26

	groups	meetings
Old Ephraim Room	9 / 29	18 / 54
Old Juniper Room	5 / 17	10 / 26
Temple Fork Room	7 / 25	12 / 52

Total Groups: 73 / 199 Total Meetings: 116 / 333

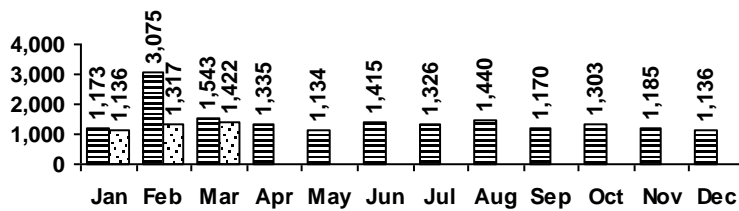
Reference Transactions

2015 2016



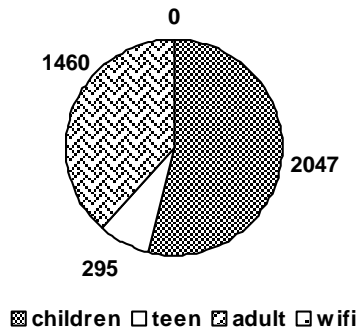
Other Service Transactions

2015 2016



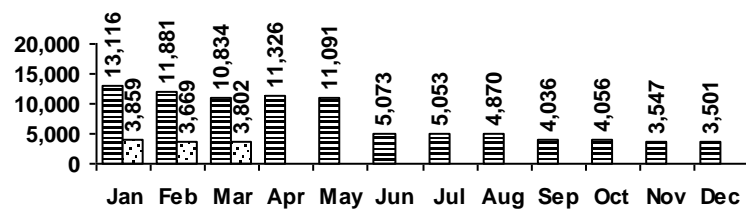
computer/printing directional/policy
reference other

Computer Sessions



children teen adult wifi

2015 2016



(WiFi usage data temporarily unavailable beginning June 2015)