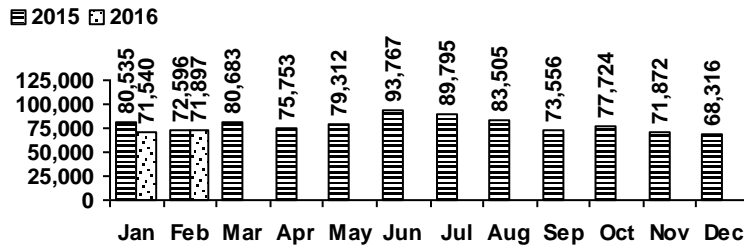


Logan Library Monthly Report February 2016

CIRCULATION

Total Circulation

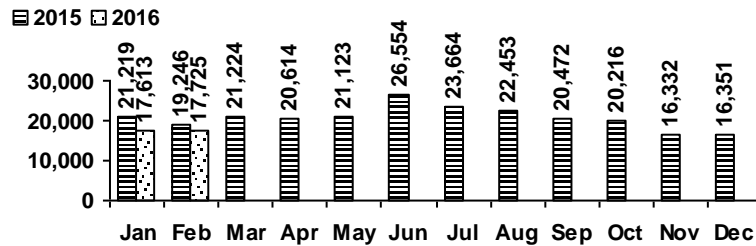


Average Physical Circulation: 2,838
Highest day: 3,649 on Tue, Feb 16

Physical Circulation: 68,102
Online Circulation: 3,795

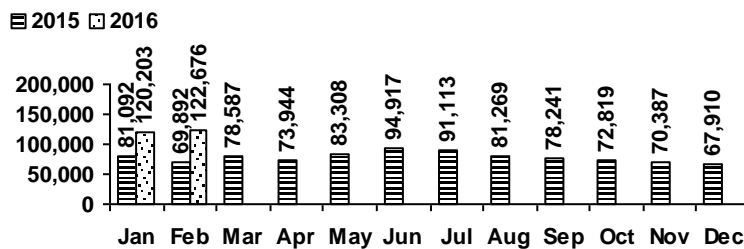
VISITS

Patron Exit Count



Average visits per day: 738.54
Physical circulations per visit: 3.8
Total library card holders: 23,963
New cards this month: 238

Online Visits



Average online visits per day: 4,230
Average visit length: 5:50

HOLDINGS

	Donations	Purchases	Withdrawals
Fiction	23	553	822
Nonfiction	3	99	486
Audiovisual	1	378	490
E-Resources	0	0	0
Total	27	1,030	1,798

**(No New E-Resources
downloaded this month)**

Items in collection: 226,874
Titles in collection: 178,465

PROGRAMS

	events	attendance
Preschool Storytime	15	306
Toddler Storytime	9	261
Spanish Storytime	8	261
After School Programs	5	161

	events	attendance
Teen Tuesdays	4	41
Movie Nights	4	93
Learning @ the Library	0	0
Other Programs and Events	10	292

SERVICES

Scheduled Meeting Room Usage (this month / year to date)

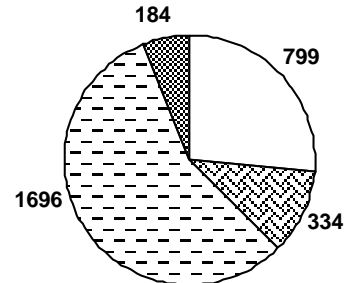
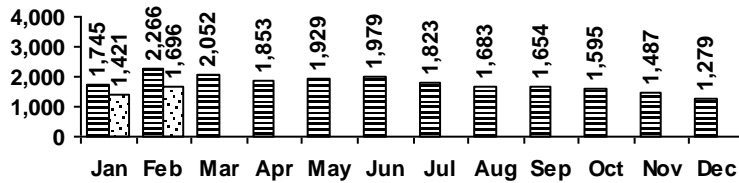
	groups	meetings
Lake Bonneville Room	19 / 33	29 / 58
Jim Bridger Room	15 / 29	26 / 51
Logan History Room	7 / 14	8 / 16

	groups	meetings
Old Ephraim Room	10 / 20	18 / 36
Old Juniper Room	5 / 12	7 / 16
Temple Fork Room	8 / 18	16 / 40

Total Groups: 64 / 126 Total Meetings: 104 / 217

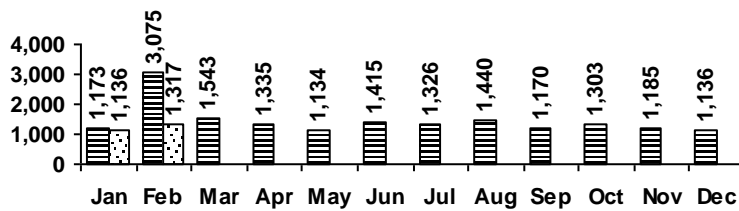
Reference Transactions

2015 2016



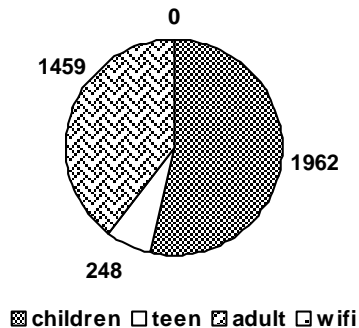
Other Service Transactions

2015 2016

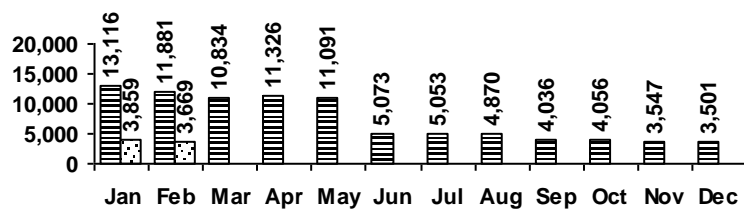


computer/printing directional/policy
reference other

Computer Sessions



2015 2016



(WiFi usage data temporarily unavailable beginning June 2015)