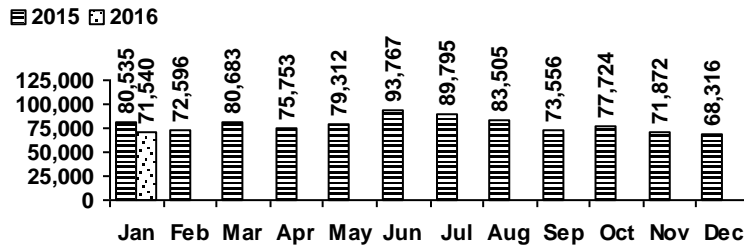


Logan Library Monthly Report January 2016

CIRCULATION

Total Circulation

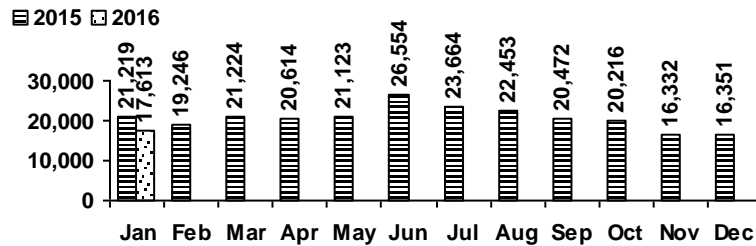


Average Physical Circulation: 2,811
Highest day: 4,318 on Tue, Jan 19

Physical Circulation: 67,474
Online Circulation: 4,066

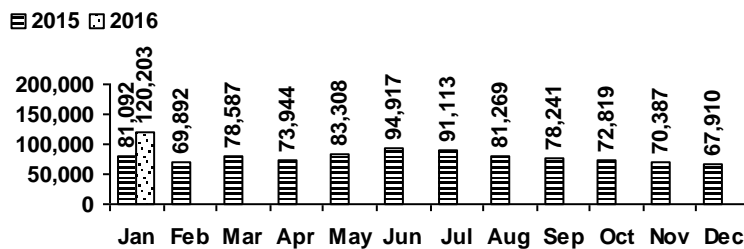
VISITS

Patron Exit Count



Average visits per day: 733.88
Physical circulations per visit: 3.8
Total library card holders: 24,069
New cards this month: 254

Online Visits



Average online visits per day: 3,877
Average visit length: 7:14

HOLDINGS

	Donations	Purchases	Withdrawals
Fiction	0	667	88
Nonfiction	20	292	535
Audiovisual	5	261	22
E-Resources	0	0	0
Total	25	1,220	645

**(No New E-Resources
downloaded this month)**

Items in collection: 228,079
Titles in collection: 179,121

PROGRAMS

	events	attendance
Preschool Storytime	20	446
Toddler Storytime	12	309
Spanish Storytime	7	142
After School Programs	4	151

	events	attendance
Teen Tuesdays	4	49
Movie Nights	3	60
Learning @ the Library	0	0
Other Programs and Events	9	340

SERVICES

Scheduled Meeting Room Usage (this month / year to date)

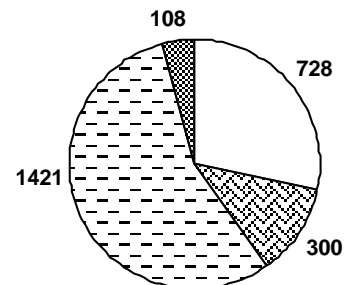
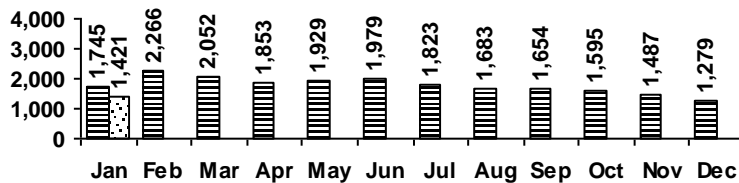
	groups	meetings
Lake Bonneville Room	14 / 14	29 / 29
Jim Bridger Room	14 / 14	25 / 25
Logan History Room	7 / 7	8 / 8

	groups	meetings
Old Ephraim Room	10 / 10	18 / 18
Old Juniper Room	7 / 7	9 / 9
Temple Fork Room	10 / 10	24 / 24

Total Groups: 62 / 62 Total Meetings: 113 / 113

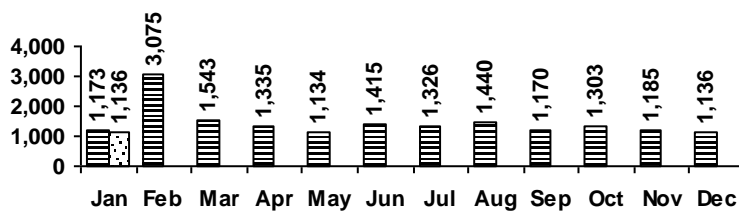
Reference Transactions

2015 2016



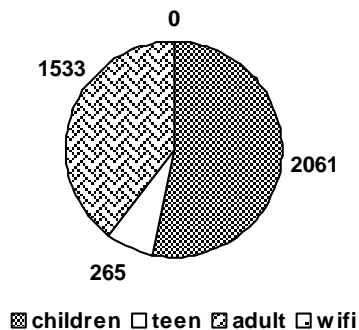
Other Service Transactions

2015 2016



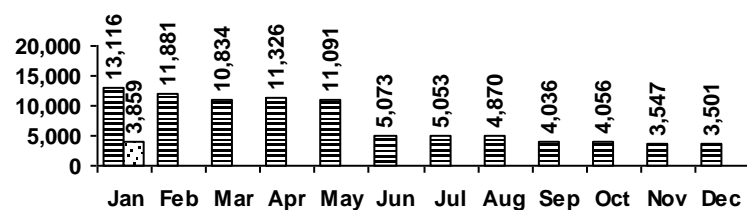
computer/printing directional/policy
reference other

Computer Sessions



children teen adult wifi

2015 2016



(WiFi usage data temporarily unavailable beginning June 2015)