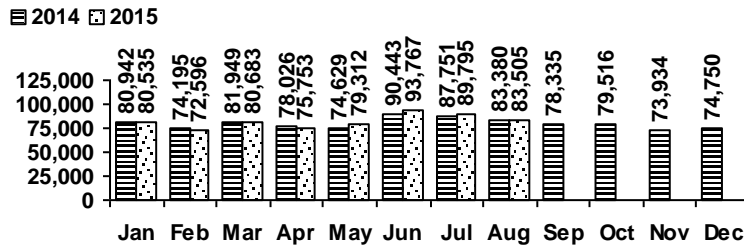


Logan Library Monthly Report August 2015

CIRCULATION

Total Circulation

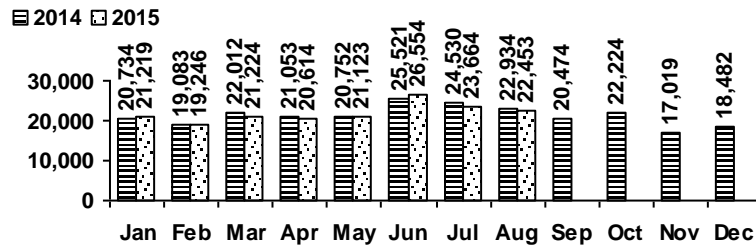


Average Physical Circulation: 3,068
Highest day: 3,987 on Mon, Aug 03

Physical Circulation: 79,762
Online Circulation: 3,743

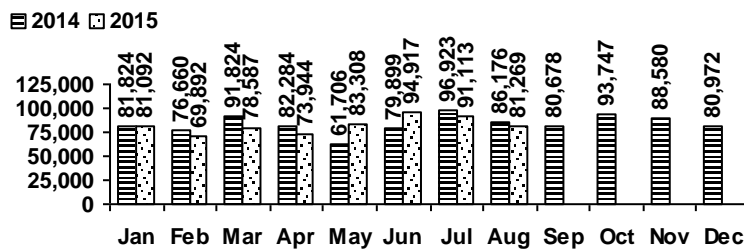
VISITS

Patron Exit Count



Average visitors per day: 864
Physical circulations per visit: 3.6
Total library card holders: 24,922
New cards this month: 383

Online Visits



Average online visits per day: 2,621
Average visit length: 11:07

HOLDINGS

	Donations	Purchases	Withdrawals
Fiction	102	973	409
Nonfiction	16	171	720
Audiovisual	6	158	36
E-Resources	0	0	0
Total	124	1,302	1,165

**(No New E-Resources
downloaded this month)**

Items in collection: 226,971
Titles in collection: 176,840

PROGRAMS

	events	attendance
Spanish Storytime	3	83
Preschool Storytime	5	103
Toddler Storytime	3	84
Other Children's Programs	7	171

	events	attendance
Teen Tuesdays	4	46
Movie Nights	5	114
Learning @ the Library	0	0
Other Programs and Events	10	262

SERVICES

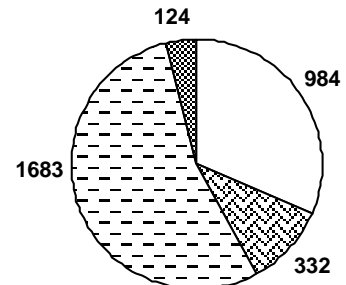
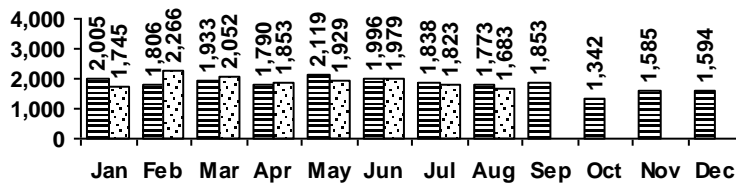
Scheduled Meeting Room Usage (this month / year to date)

	groups	meetings		groups	meetings
Lake Bonneville Room	15 / 174	25 / 281	Old Ephraim Room	11 / 93	21 / 198
Jim Bridger Room	15 / 138	23 / 233	Old Juniper Room	10 / 68	24 / 183
Logan History Room	7 / 49	9 / 60	Temple Fork Room	8 / 85	28 / 273

Total Groups: 66 / 607 Total Meetings: 130 / 1228

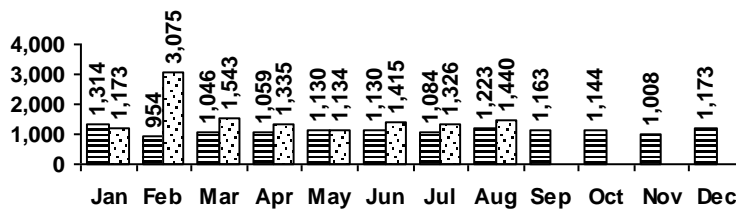
Reference Transactions

2014 2015



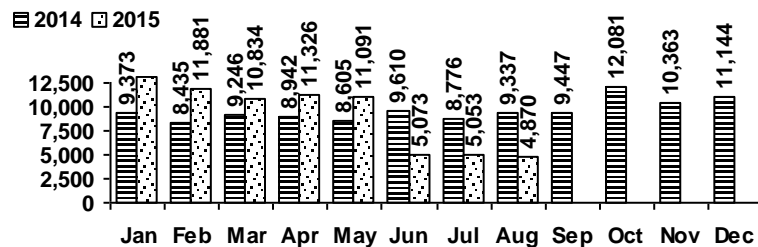
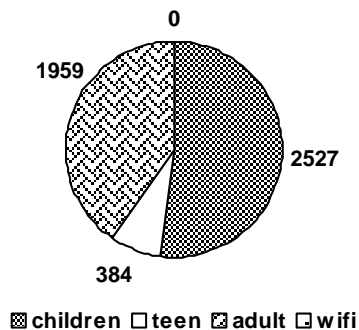
Other Transactions

2014 2015



computer/printing directional/policy
reference other

Computer Sessions



(WiFi usage data temporarily unavailable beginning June 2015)