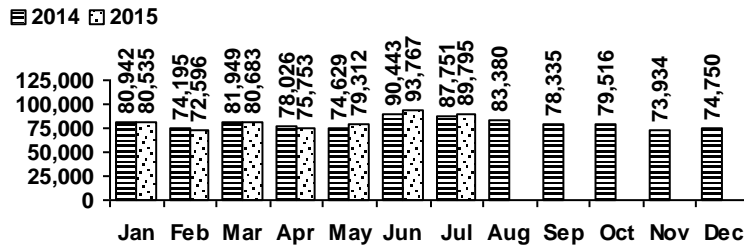


Logan Library Monthly Report July 2015

CIRCULATION

Total Circulation

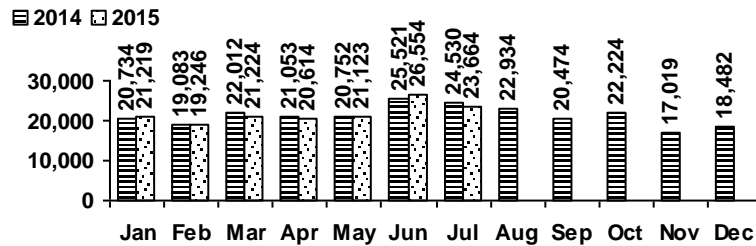


Average Physical Circulation: 3,588
Highest day: 6,324 on Mon, Jul 06

Physical Circulation: 86,119
Online Circulation: 3,676

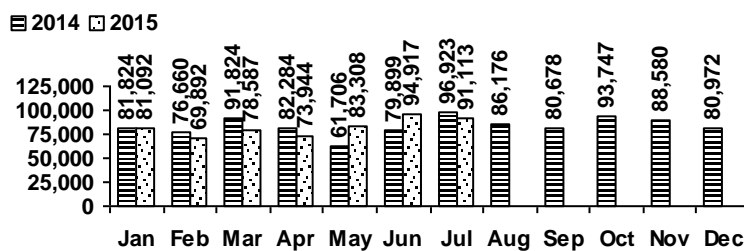
VISITS

Patron Exit Count



Average visitors per day: 986
Physical circulations per visit: 3.6
Total library card holders: 24,540
New cards this month: 372

Online Visits



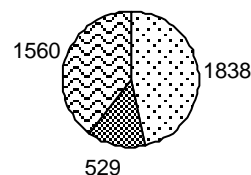
Average online visits per day: 2,939
Average visit length: 11:11

HOLDINGS

	Donations	Purchases	Withdrawals
Fiction	3	1,017	450
Nonfiction	36	141	235
Audiovisual	9	316	65
E-Resources	3,692	235	0
Total	3,740	1,709	750

New E-Resources

Legend: ebook evideo eaudio



Items in collection: 226,783
Titles in collection: 176,394

PROGRAMS

	events	attendance
Teen Tuesdays	4	57
Movie Nights	4	90
Learning @ the Library	9	19
Other Programs and Events	6	212

	events	attendance
Spanish Storytime	5	155
Summer Storytime	9	745
Children's Activities	8	334

Summer Reading Program Participation:
children - 2104, teen - 303

SERVICES

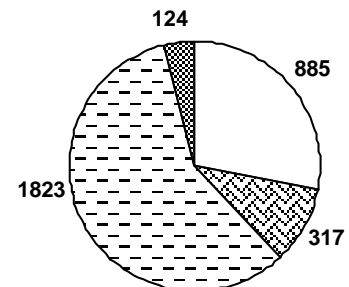
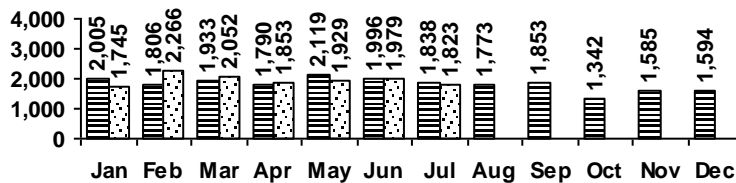
Scheduled Meeting Room Usage (this month / year to date)

	groups	meetings		groups	meetings
Lake Bonneville Room	24 / 159	44 / 256	Old Ephraim Room	8 / 82	21 / 177
Jim Bridger Room	15 / 123	38 / 210	Old Juniper Room	6 / 58	22 / 159
Logan History Room	4 / 42	5 / 51	Temple Fork Room	9 / 77	36 / 245

Total Groups: 66 / 541 Total Meetings: 166 / 1098

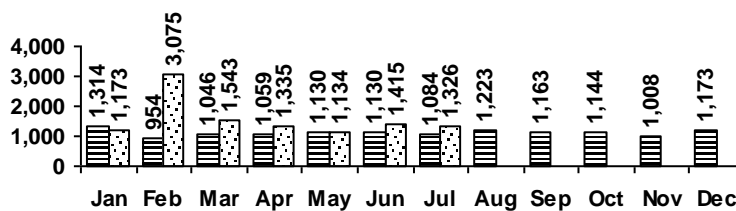
Reference Transactions

2014 2015



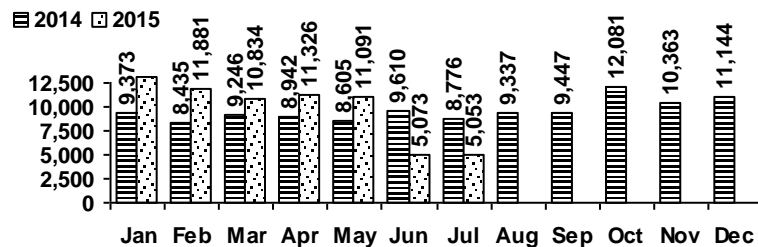
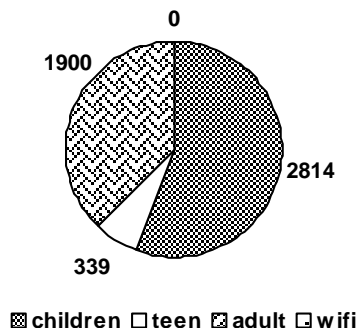
Other Transactions

2014 2015



computer/printing directional/policy
reference other

Computer Sessions



(WiFi usage data temporarily unavailable beginning June 2015)