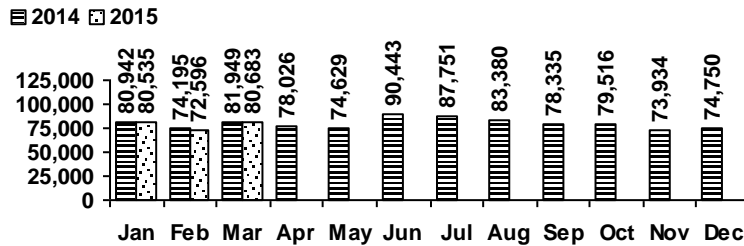


Logan Library Monthly Report March 2015

CIRCULATION

Total Circulation

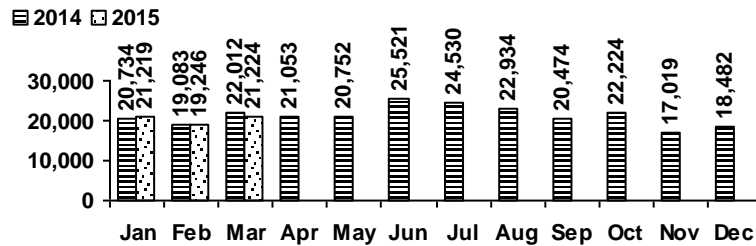


Average Physical Circulation: 2,990
Highest day: 4,062 on Mon, Mar 30

Physical Circulation: 77,743
Online Circulation: 2,940

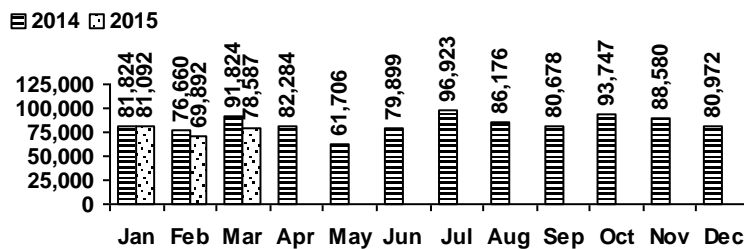
VISITS

Patron Exit Count



Average visits per day: 816.31
Physical circulations per visit: 3.7
Total library card holders: 24,737
New cards this month: 315

Online Visits



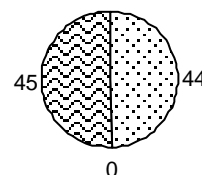
Average online visits per day: 2,535
Average visit length: 13:09

HOLDINGS

	Donations	Purchases	Withdrawals
Fiction	4	579	551
Nonfiction	13	139	456
Audiovisual	5	256	111
E-Resources	54	35	0
Total	76	1,009	1,118

New E-Resources

ebook
 evideo
 eaudio



Items in collection: 220,867
Titles in collection: 171,095

PROGRAMS

	events	attendance
Preschool Storytime	24	397
Toddler Storytime	13	424
Spanish Storytime	4	79
After School Programs	4	233

	events	attendance
Teen Tuesdays	55	46
Movie Nights	5	217
Learning @ the Library	14	40
Other Programs and Events	11	227

SERVICES

Scheduled Meeting Room Usage (this month / year to date)

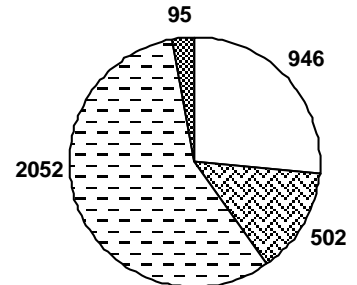
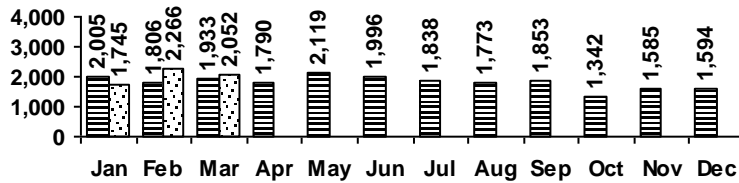
	groups	meetings
Lake Bonneville Room	22 / 68	34 / 106
Jim Bridger Room	19 / 54	26 / 78
Logan History Room	5 / 20	6 / 23

	groups	meetings
Old Ephraim Room	14 / 38	30 / 91
Old Juniper Room	7 / 26	23 / 65
Temple Fork Room	12 / 38	46 / 106

Total Groups: 79 / 244 Total Meetings: 165 / 469

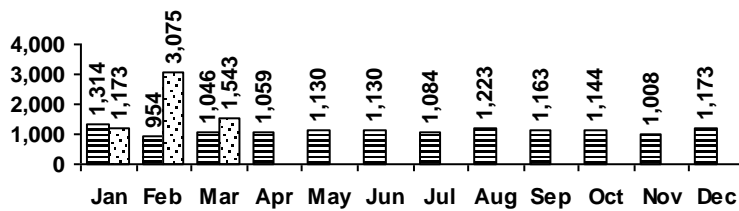
Reference Transactions

■ 2014 ■ 2015



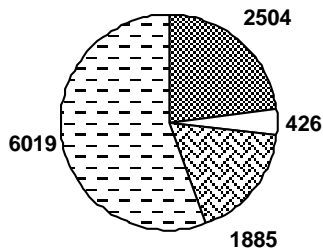
Other Service Transactions

■ 2014 ■ 2015



□ computer/printing ▨ directional/policy
 ▤ reference ■ other

Computer Sessions



■ children □ teen ▨ adult □ wifi

■ 2014 ■ 2015

