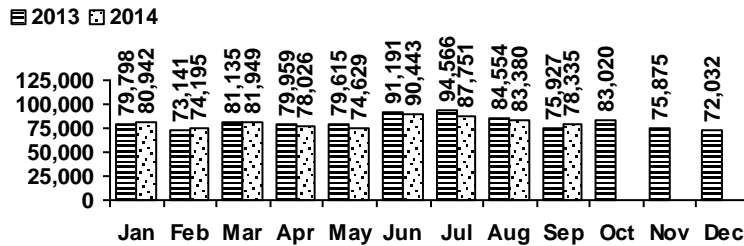


## Logan Library Monthly Report September 2014

### CIRCULATION

#### Total Circulation

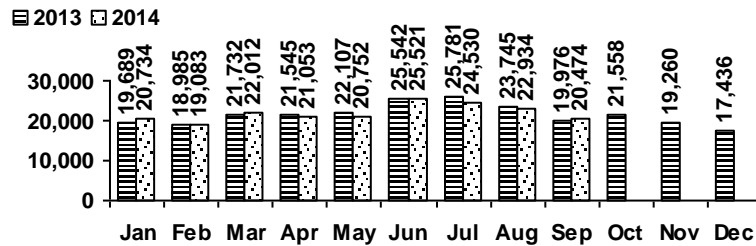


Average Physical Circulation: 3,040  
Highest day: 4,689 on Tue, Sep 02

Physical Circulation: 76,002  
Online Circulation: 2,333

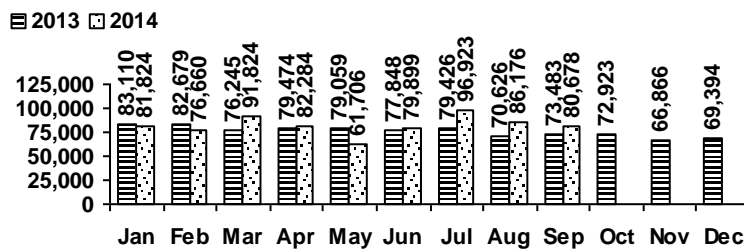
### VISITS

#### Patron Exit Count



Average visits per day: 818.96  
Physical circulations per visit: 3.7  
Library card holders: 24,838

#### Online Visits



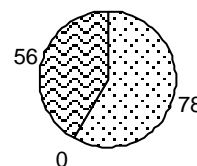
Average online visits per day: 2,689  
Average visit length: 14:31

### HOLDINGS

	Donations	Purchases	Withdrawals
Fiction		802	300
Nonfiction	28	166	224
Audiovisual	4	201	46
E-Resources	134	0	0
<b>Total</b>	<b>166</b>	<b>1,169</b>	<b>570</b>

#### New E-Resources

☐ ebook    ▨ evideo    ▩ eaudio



Items in collection: 232,930  
Titles in collection: 182,177

## PROGRAMS

	events	attendance
Preschool Storytime	26	535
Toddler Storytime	13	436
Spanish Storytime	4	63
After School Programs	3	77

	events	attendance
Teen Tuesdays	5	35
Movie Nights	4	115
Learning @ the Library	2	2
Other Programs and Events	11	364

## SERVICES

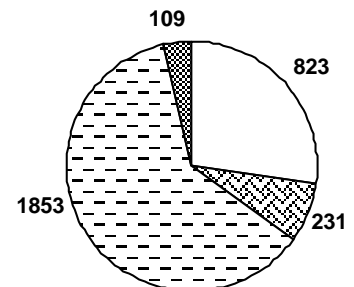
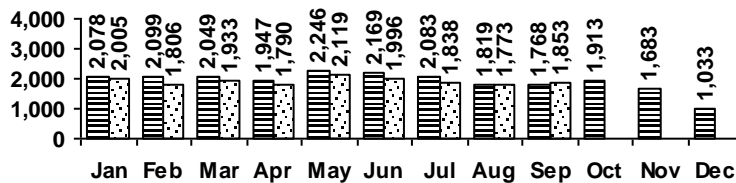
Scheduled Meeting Room Usage (this month / year to date)

	groups	meetings		groups	meetings
Lake Bonneville Room	19 / 165	32 / 234	Old Ephraim Room	11 / 88	23 / 187
Jim Bridger Room	16 / 144	31 / 255	Old Juniper Room	4 / 70	6 / 115
Logan History Room	6 / 51	7 / 66	Temple Fork Room	9 / 53	18 / 172

**Total Groups: 65 / 571 Total Meetings: 117 / 1029**

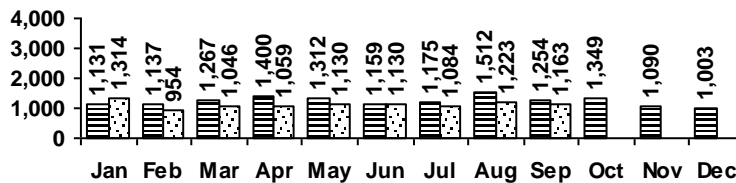
### Reference Transactions

2013 2014



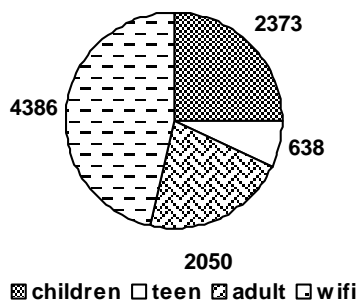
### Other Transactions

2013 2014

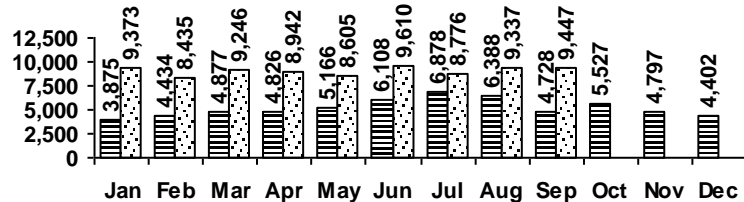


computer/printing directional/policy  
reference other

### Computer Sessions



2013 2014



(The totals for 2013 do not include the wifi usage)