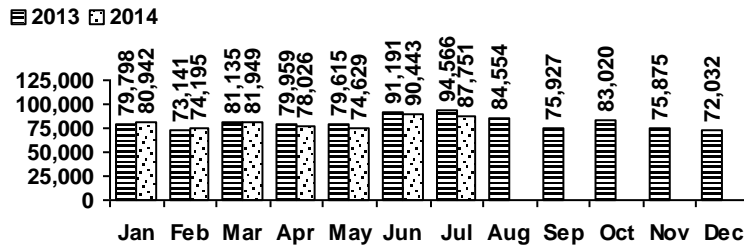


Logan Library Monthly Report July 2014

CIRCULATION

Total Circulation

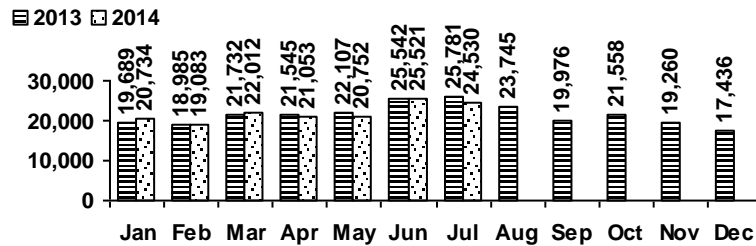


Average Physical Circulation: 3,557
Highest day: 6,161 on Mon, Jul 07

Physical Circulation: 85,379
Online Circulation: 2,372

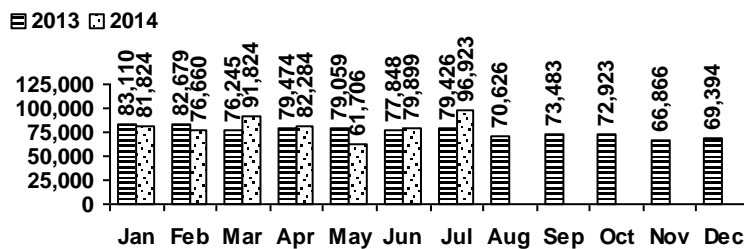
VISITS

Patron Exit Count



Average visits per day: 1,022.08
Physical circulations per visit: 3.5
Library card holders: 24,942

Online Visits



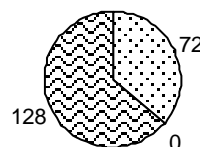
Average online visits per day: 3,126
Average visit length: 12:08

HOLDINGS

	Donations	Purchases	Withdrawals
Fiction	3	606	168
Nonfiction	6	268	484
Audiovisual	4	137	47
E-Resources	200	0	0
Total	213	1,011	699

New E-Resources

ebook
 evideo
 eaudio



Items in collection: 231,908
Titles in collection: 18,112

PROGRAMS

	events	attendance
Teen Tuesdays	5	61
Movie Nights	4	91
Learning @ the Library	7	18
Other Programs and Events	8	195

	events	attendance
Spanish Storytime	5	262
Summer Storytime	5	633
Toddler Storytime	5	150

Summer Reading Program Participation:
 children - 2550, teen - 268, adult - 143

SERVICES

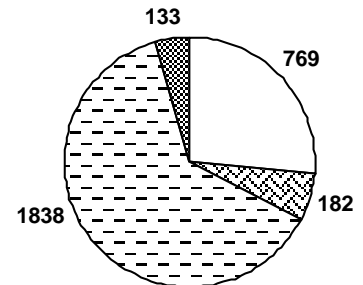
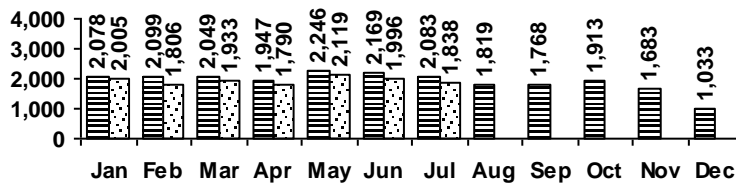
Scheduled Meeting Room Usage (this month / year to date)

	groups	meetings		groups	meetings
Lake Bonneville Room	18 / 135	27 / 185	Old Ephraim Room	6 / 69	8 / 149
Jim Bridger Room	14 / 117	34 / 204	Old Juniper Room	7 / 63	10 / 106
Logan History Room	5 / 40	6 / 53	Temple Fork Room	5 / 39	15 / 145

Total Groups: 55 / 463 Total Meetings: 100 / 842

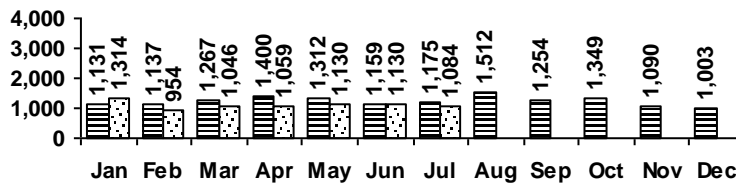
Reference Transactions

2013 2014



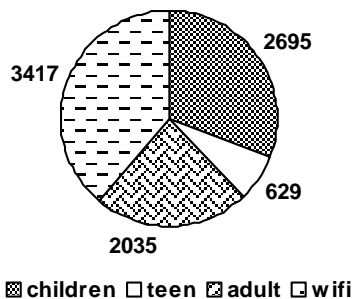
Other Transactions

2013 2014

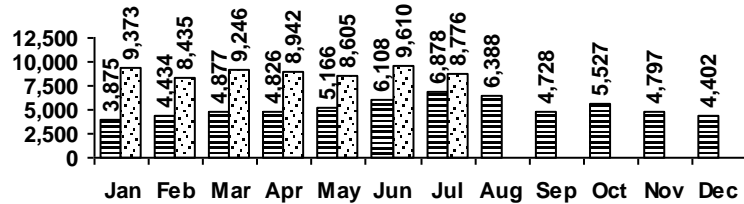


computer/printing directional/policy
 reference other

Computer Sessions



2013 2014



(The totals for 2013 do not include the wifi usage)