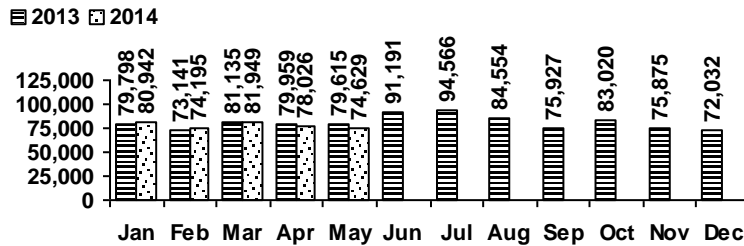


Logan Library Monthly Report May 2014

CIRCULATION

Total Circulation

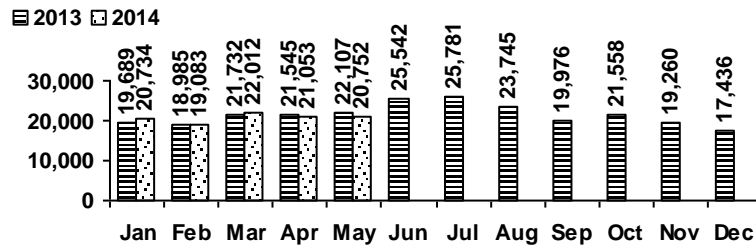


Average Physical Circulation: 2,792
Highest day: 4,694 on Tue, May 27

Physical Circulation: 72,590
Online Circulation: 2,039

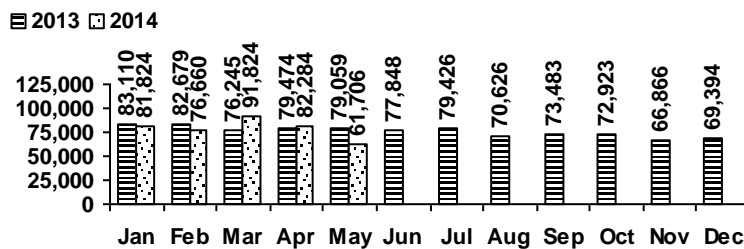
VISITS

Patron Exit Count



Average visits per day: 798.15
Physical circulations per visit: 3.5
Library card holders: 24,481

Online Visits



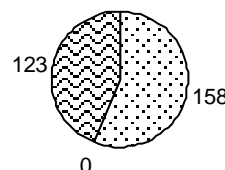
Average online visits per day: 1,990
Average visit length: 11:57

HOLDINGS

	Donations	Purchases	Withdrawals
Fiction	39	824	1,202
Nonfiction		158	284
Audiovisual	6	164	149
E-Resources	281	0	0
Total	326	1,146	1,635

New E-Resources

ebook
 evideo
 eaudio



Items in collection: 231,004
Titles in collection: 180,166

PROGRAMS

	events	attendance
Preschool Storytime	20	376
Toddler Storytime	9	186
Spanish Storytime	4	177
After School Programs	0	0

	events	attendance
Teen Tuesdays	4	32
Movie Nights	3	112
Learning @ the Library	7	22
Other Programs and Events	6	96

SERVICES

Scheduled Meeting Room Usage (this month / year to date)

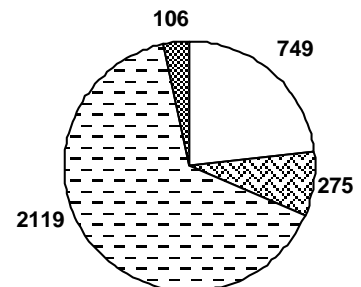
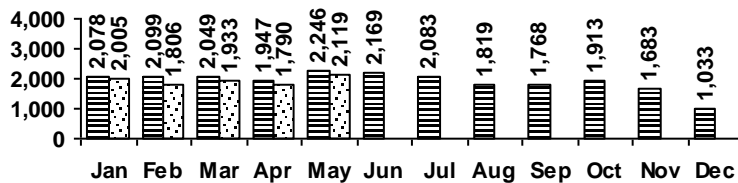
	groups	meetings
Lake Bonneville Room	15 / 100	24 / 134
Jim Bridger Room	16 / 90	25 / 143
Logan History Room	6 / 30	11 / 40

	groups	meetings
Old Ephraim Room	9 / 56	19 / 134
Old Juniper Room	7 / 46	12 / 80
Temple Fork Room	5 / 32	22 / 121

Total Groups: 58 / 354 Total Meetings: 113 / 652

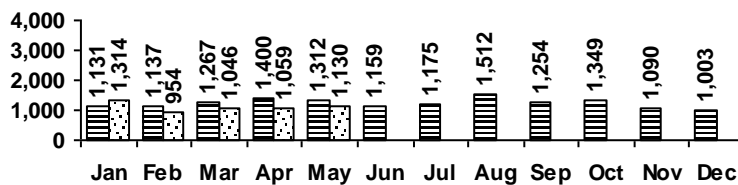
Reference Transactions

■ 2013 ■ 2014



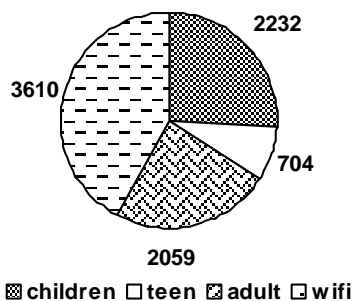
Other Transactions

■ 2013 ■ 2014

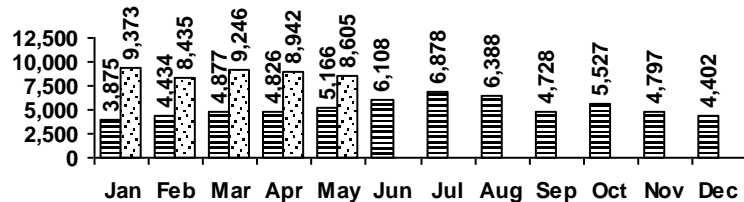


□ computer/printing ■ directional/policy
 ■ reference ■ other

Computer Sessions



■ 2013 ■ 2014



(The totals for 2013 do not include the wifi usage)