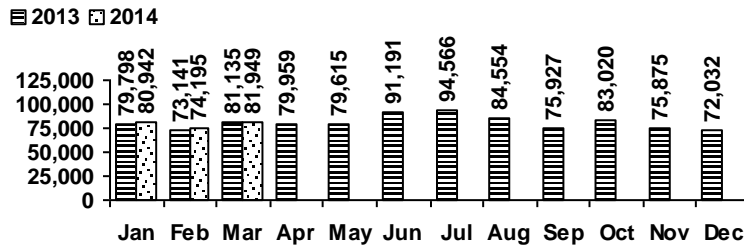


Logan Library Monthly Report March 2014

CIRCULATION

Total Circulation

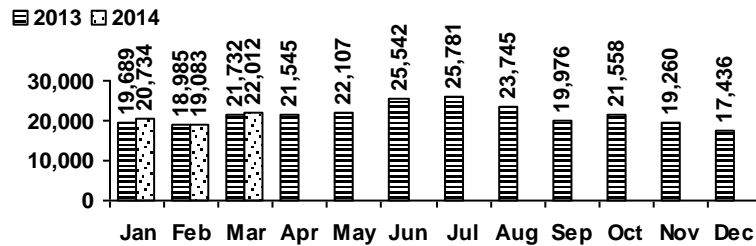


Average Physical Circulation: 3,072
Highest day: 4,482 on Mon, Mar 31

Physical Circulation: 79,875
Online Circulation: 2,074

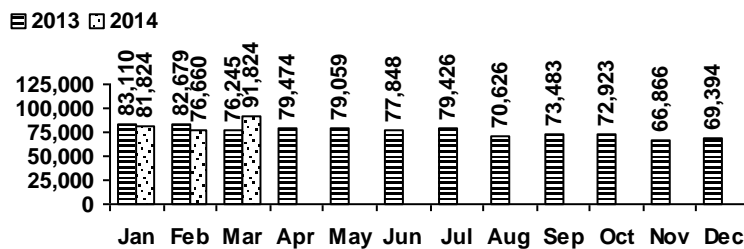
VISITS

Patron Exit Count



Average visits per day: 846.62
Physical circulations per visit: 3.6
Library card holders: 24,423

Online Visits



Average online visits per day: 2,962
Average visit length: 13:54

HOLDINGS

	Donations	Purchases	Withdrawals
Fiction	66	604	911
Nonfiction	21	123	307
Audiovisual	38	284	95
E-Resources	0	0	0
Total	125	1,011	1,313

**(No New E-Resources
downloaded this month)**

Items in collection: 230,433
Titles in collection: 178,842

PROGRAMS

Preschool Storytime

Number of Sessions: 24
 Total Attendance (Children): 445
 Adult Visitors: 24

Toddler Storytime

Number of Sessions: 12
 Children: 203
 Adults: 178

Other Programs and Events

Number held: 31
 Attendance: 547

SERVICES

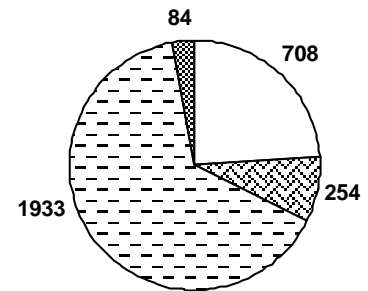
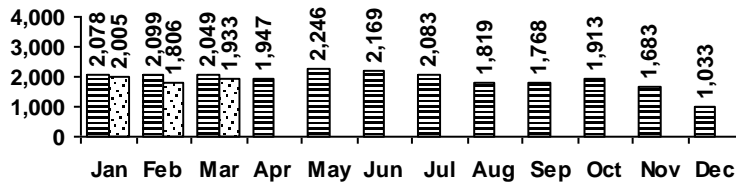
Scheduled Meeting Room Usage (this month / year to date)

	groups	meetings		groups	meetings
Lake Bonneville Room	17 / 62	23 / 81	Old Ephraim Room	11 / 33	26 / 83
Jim Bridger Room	16 / 52	28 / 80	Old Juniper Room	10 / 28	15 / 51
Logan History Room	5 / 18	5 / 22	Temple Fork Room	7 / 19	25 / 70

Total Groups: 66 / 212 Total Meetings: 122 / 387

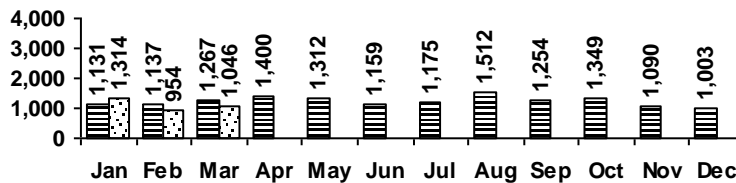
Reference Transactions

2013 2014



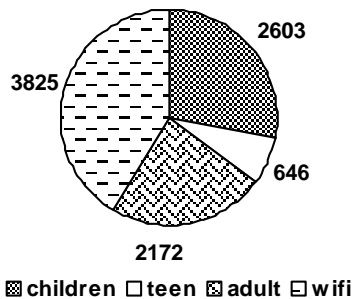
Other Transactions

2013 2014

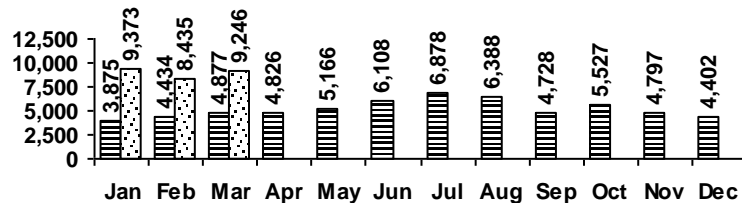


computer/printing directional/policy
 reference other

Computer Sessions



2013 2014



(The totals for 2013 do not include the wifi usage)