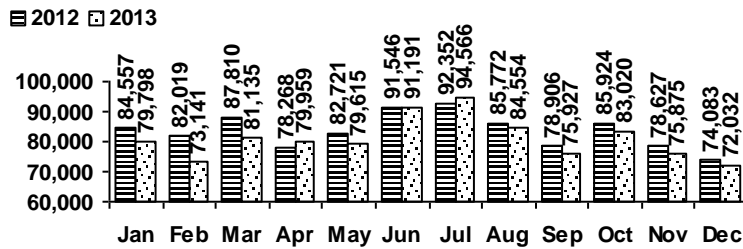


Logan Library Monthly Report December 2013

CIRCULATION

Total Circulation

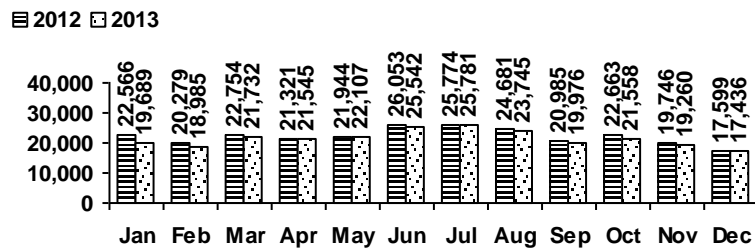


Average Physical Circulation: 2,814
Highest day: 4,161 on Mon, Dec 30

Physical Circulation: 70,351
Online Circulation: 1,681

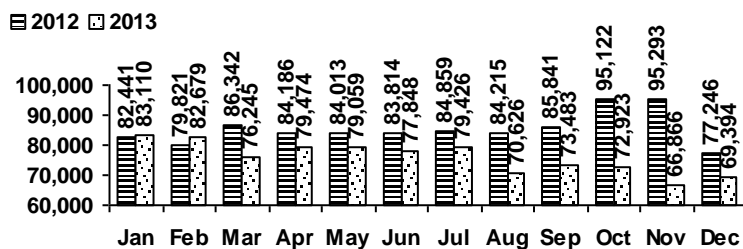
VISITS

Patron Exit Count



Average visits per day: 697.44
Physical circulations per visit: 4.0
Library card holders: 24,408

Online Visits



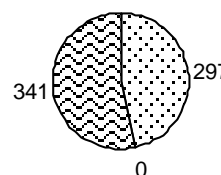
Average online visits per day: 2,238
Average visit length: 11:32

HOLDINGS

	Donations	Purchases	Withdrawals
Fiction	19	632	633
Nonfiction	10	373	814
Audiovisual	10	344	354
E-Resources	503	0	0
Total	542	1,349	1,801

New E-Resources

□ ebook ▨ evideo ▩ eaudio



Items in collection: 233,068
Titles in collection: 179,963

PROGRAMS

Preschool Storytime

Number of Sessions: 6
 Total Attendance (Children): 122
 Adult Visitors: 11

Toddler Storytime

Number of Sessions: 3
 Children: 46
 Adults: 43

Other Programs and Events

Number held: 22
 Attendance: 636

SERVICES

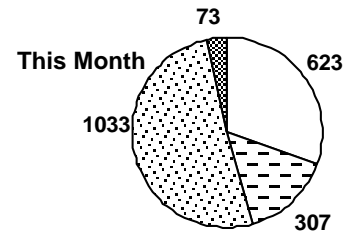
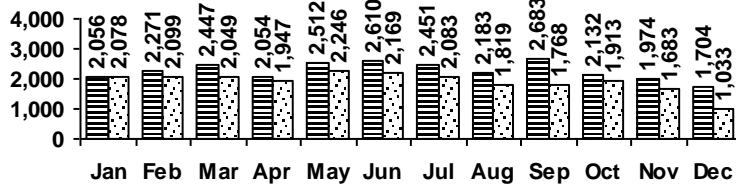
Scheduled Meeting Room Usage (this month / year to date)

	groups	meetings		groups	meetings
Lake Bonneville Room	9 / 177	16 / 257	Old Ephraim Room	12 / 116	31 / 273
Jim Bridger Room	13 / 122	23 / 197	Old Juniper Room	7 / 98	10 / 161
Logan History Room	9 / 74	9 / 86	Temple Fork Room	6 / 70	19 / 175

Total Groups: 56 / 657 Total Meetings: 108 / 1149

Reference Transactions

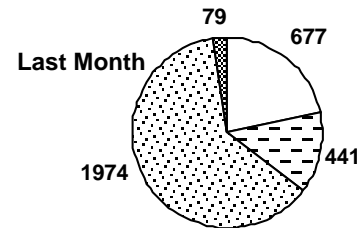
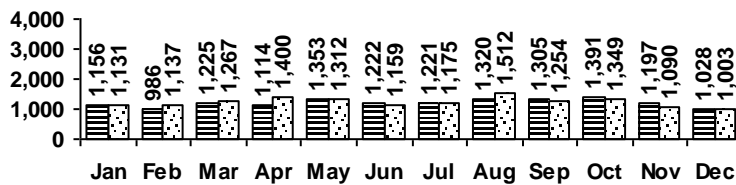
2012 2013



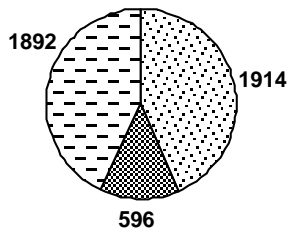
computer/printing directional/policy
 reference other

Other Transactions

2012 2013



Computer Sessions



children teen adult

2012 2013

