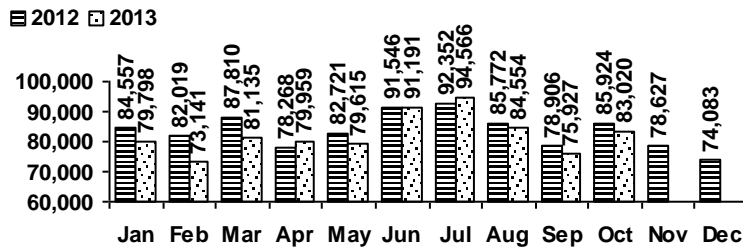


Logan Library Monthly Report October 2013

CIRCULATION

Total Circulation

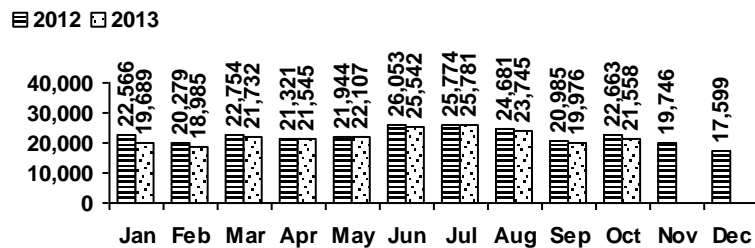


Average Physical Circulation: 3,020
Highest day: 4,031 on Mon, Oct 14

Physical Circulation: 81,553
Online Circulation: 1,467

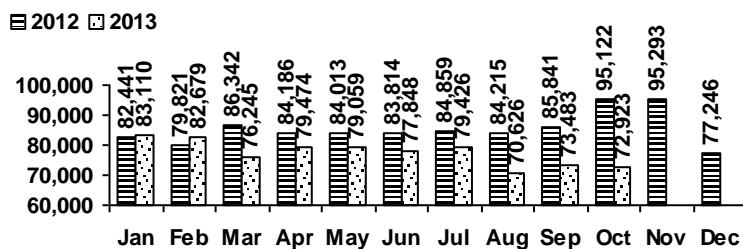
VISITS

Patron Exit Count



Average visits per day: 798.44
Physical circulations per visit: 3.8
Library card holders: 24,474

Online Visits



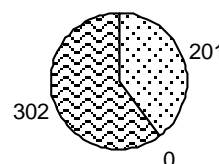
Average online visits per day: 2,352
Average visit length: 14:27

HOLDINGS

	Donations	Purchases	Withdrawals
Fiction	40	898	1,084
Nonfiction	17	299	678
Audiovisual	13	248	37
E-Resources	503	0	0
Total	573	1,445	1,799

New E-Resources

Legend: ebook evideo eaudio



Items in collection: 233,125
Titles in collection: 179,402

PROGRAMS

Preschool Storytime

Number of Sessions: 24
 Total Attendance (Children): 460
 Adult Visitors: 24

Toddler Storytime

Number of Sessions: 12
 Children: 188
 Adults: 170

Other Programs and Events

Number held: 23
 Attendance: 415

SERVICES

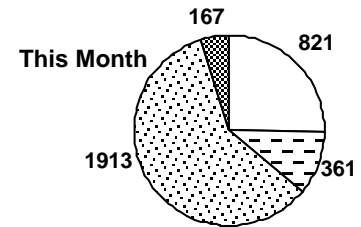
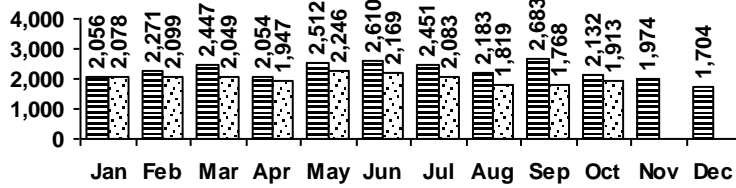
Scheduled Meeting Room Usage (this month / year to date)

	groups	meetings		groups	meetings
Lake Bonneville Room	17 / 146	22 / 213	Old Ephraim Room	10 / 91	33 / 213
Jim Bridger Room	13 / 97	18 / 156	Old Juniper Room	7 / 81	19 / 138
Logan History Room	5 / 56	7 / 66	Temple Fork Room	7 / 58	21 / 142

Total Groups: 59 / 529 Total Meetings: 120 / 928

Reference Transactions

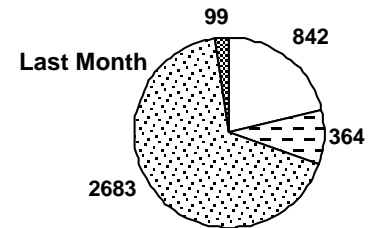
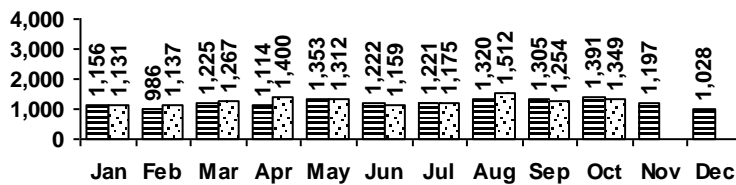
2012 2013



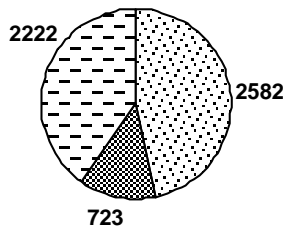
computer/printing directional/policy
 reference other

Other Transactions

2012 2013



Computer Sessions



children teen adult

2012 2013

