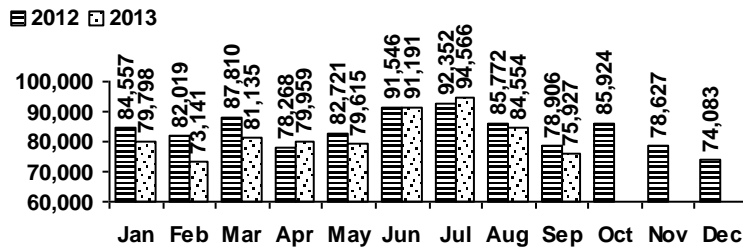


Logan Library Monthly Report September 2013

CIRCULATION

Total Circulation

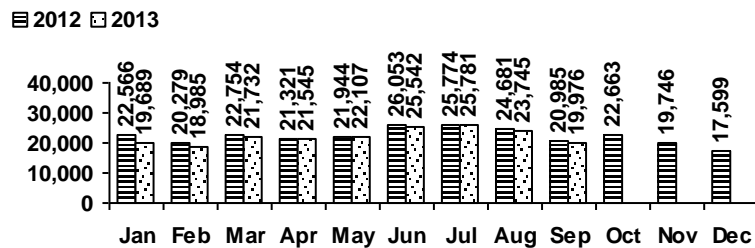


Average Physical Circulation: 3,101
Highest day: 4,480 on Tue, Sep 03

Physical Circulation: 74,423
Online Circulation: 1,504

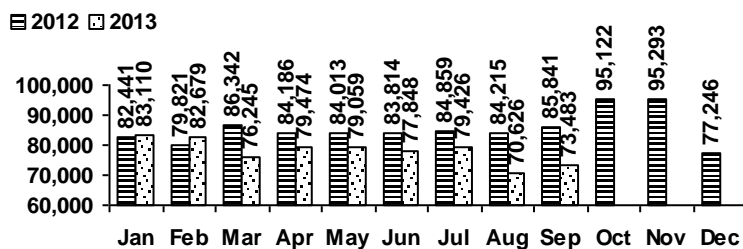
VISITS

Patron Exit Count



Average visits per day: 832.33
Physical circulations per visit: 3.7
Library card holders: 24,488

Online Visits



Average online visits per day: 2,449
Average visit length: 12:32

HOLDINGS

	Donations	Purchases	Withdrawals
Fiction	43	1,042	802
Nonfiction	33	151	639
Audiovisual	16	184	307
E-Resources	0	0	0
Total	92	1,377	1,748

Items in collection: 233,206
Titles in collection: 179,253

PROGRAMS

Preschool Storytime

Number of Sessions: 18
 Total Attendance (Children): 314
 Adult Visitors: 16

Toddler Storytime

Number of Sessions: 12
 Children: 177
 Adults: 158

Other Programs and Events

Number held: 26
 Attendance: 469

SERVICES

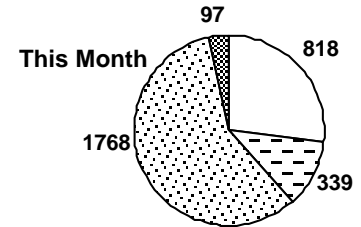
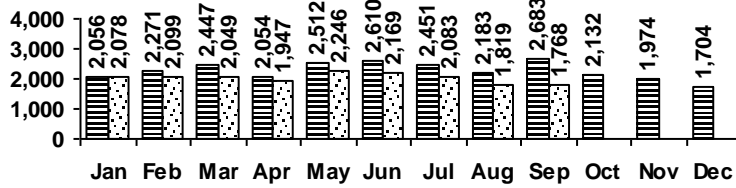
Scheduled Meeting Room Usage (this month / year to date)

	groups	meetings		groups	meetings
Lake Bonneville Room	17 / 129	23 / 191	Old Ephraim Room	11 / 81	25 / 180
Jim Bridger Room	9 / 84	15 / 138	Old Juniper Room	10 / 74	14 / 119
Logan History Room	5 / 51	5 / 59	Temple Fork Room	6 / 51	15 / 121

Total Groups: 58 / 470 Total Meetings: 97 / 808

Reference Transactions

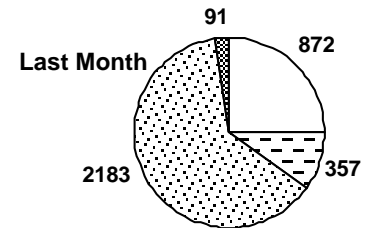
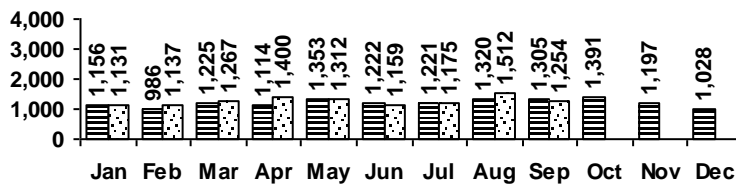
2012 2013



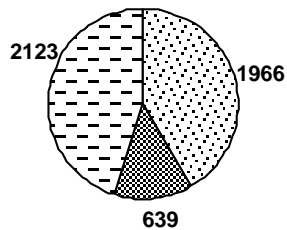
computer/printing directional/policy
 reference other

Other Transactions

2012 2013



Computer Sessions



children teen adult

2012 2013

