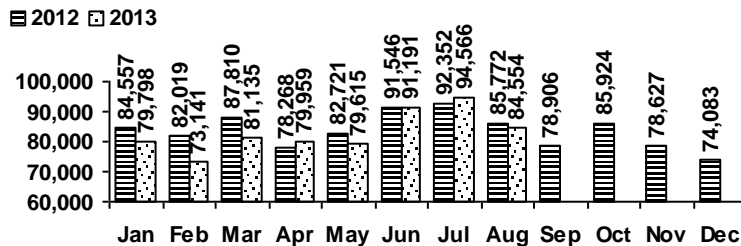


## Logan Library Monthly Report August 2013

### CIRCULATION

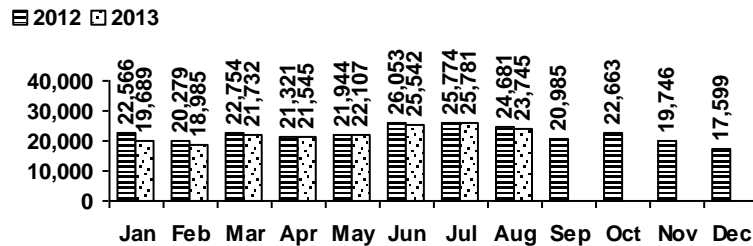
Total Circulation



Average Daily Circulation: 3,072  
Highest day: 4,564 on Mon, Aug 12

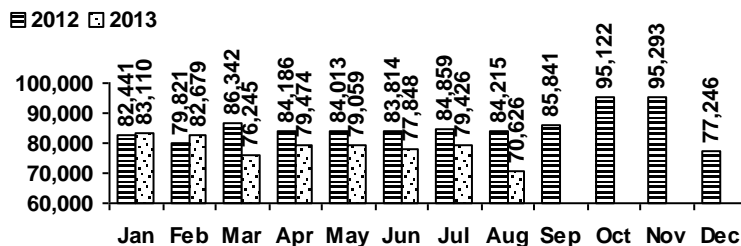
### VISITS

Patron Exit Count



Average visits per day: 879.44  
Circulations per visit: 3.5  
Library card holders: 24,607

Online Visits



Average online visits per day: 2,278  
Average visit length: 11:24

### HOLDINGS

	Donations	Purchases	Withdrawals
Fiction	13	542	185
Nonfiction	9	326	265
Audiovisual	15	426	45
E-Resources	0	0	0
<b>Total</b>	<b>37</b>	<b>1,294</b>	<b>495</b>

#### New E-Resources

ebook 
  eaudio 
  evideo  
 ~  
 0

Items in collection: 233,506  
Titles in collection: 179,254

# PROGRAMS / PROJECTS

## Summer Reading Program

Total Children's Sign-ups:	2,044
Total Children's Reading Records turned in:	4,452
Total Teen Sign-ups:	469
Total Teen Reading Records turned in:	568
Total Adult Sign-ups:	119
Total Adult Entries turned in:	1,163

## Tours / Programs / Special Storyhours

Number held:	18
Attendance:	183

# SERVICES

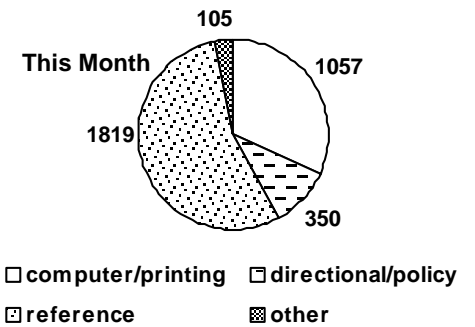
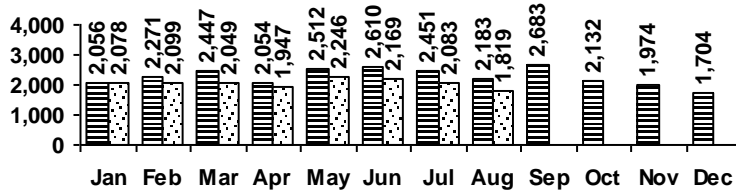
## Scheduled Meeting Room Usage (this month / year to date)

	groups	meetings		groups	meetings
Lake Bonneville Room	11 / 112	16 / 168	Old Ephraim Room	9 / 70	24 / 155
Jim Bridger Room	5 / 75	8 / 123	Old Juniper Room	8 / 64	13 / 105
Logan History Room	5 / 46	5 / 54	Temple Fork Room	4 / 45	13 / 106

**Total Groups: 42 / 412    Total Meetings: 79 / 711**

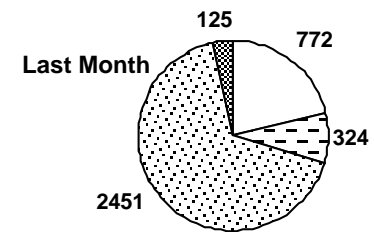
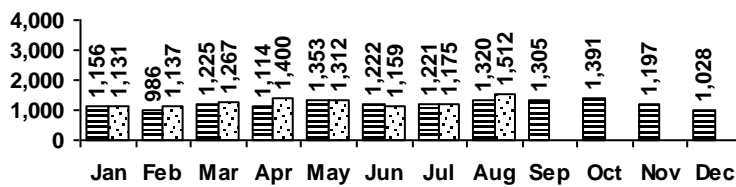
## Reference Transactions

2012 2013

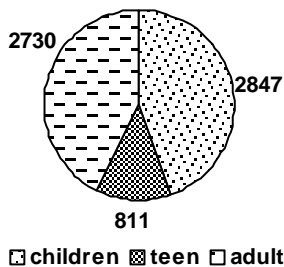


## Other Transactions

2012 2013



## Computer Sessions



2012 2013

