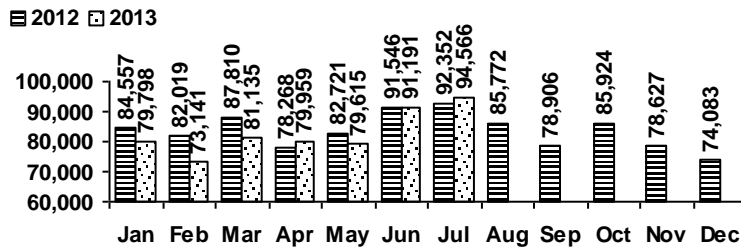


Logan Library Monthly Report July 2013

CIRCULATION

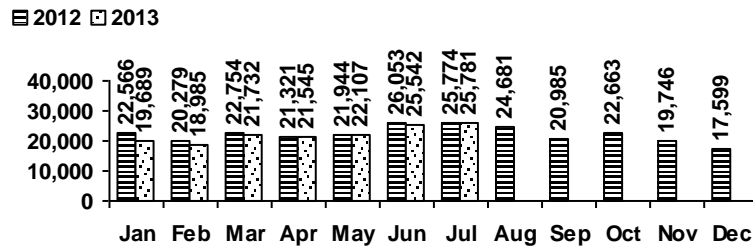
Total Circulation



Average Daily Circulation: 3,717
Highest day: 5,097 on Mon, Jul 08

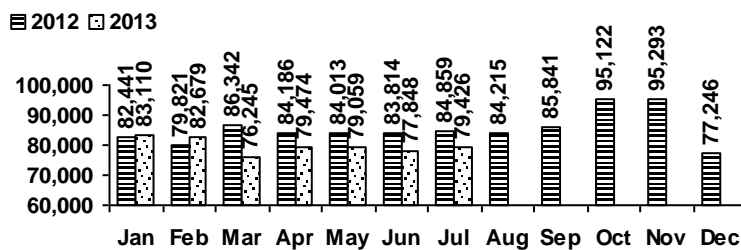
VISITS

Patron Exit Count



Average visits per day: 1,031.24
Circulations per visit: 3.6
Library card holders: 25,131

Online Visits



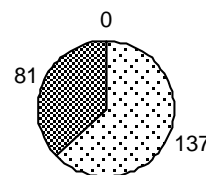
Average online visits per day: 2,562
Average visit length: 8:32

HOLDINGS

	Donations	Purchases	Withdrawals
Fiction	19	808	363
Nonfiction	118	240	324
Audiovisual	13	387	153
E-Resources	218	0	0
Total	368	1,435	840

New E-Resources

ebook
 eaudio
 evideo



Items in collection: 232,338
Titles in collection: 178,357

PROGRAMS / PROJECTS

Summer Reading Program

Total Children's Sign-ups:	2,042
Total Children's Reading Records turned in:	3,436
Total Teen Sign-ups:	468
Total Teen Reading Records turned in:	460
Total Adult Sign-ups:	118
Total Adult Entries turned in:	801

Tours / Programs / Special Storyhours

Number held:	24
Attendance:	411

SERVICES

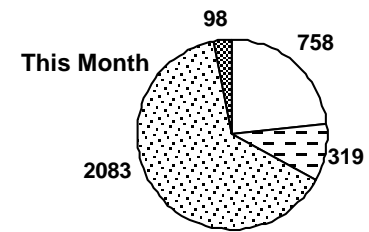
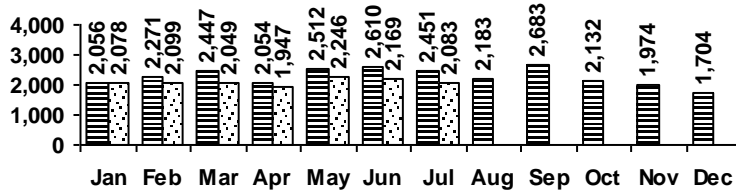
Scheduled Meeting Room Usage (this month / year to date)

	groups	meetings		groups	meetings
Lake Bonneville Room	10 / 101	18 / 152	Old Ephraim Room	4 / 61	14 / 131
Jim Bridger Room	6 / 70	13 / 115	Old Juniper Room	7 / 56	10 / 92
Logan History Room	6 / 41	8 / 49	Temple Fork Room	5 / 41	11 / 93

Total Groups: 38 / 370 Total Meetings: 74 / 632

Reference Transactions

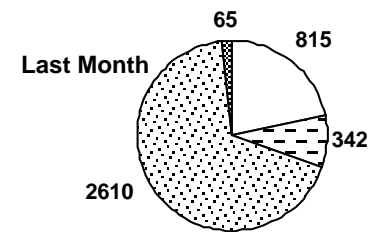
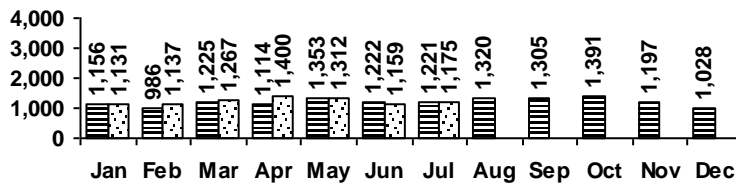
■ 2012 □ 2013



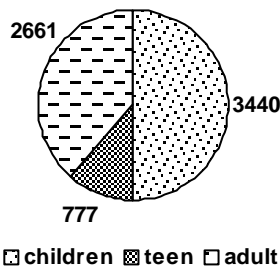
□ computer/printing □ directional/policy
 ■ reference ■ other

Other Transactions

■ 2012 □ 2013



Computer Sessions



■ 2012 □ 2013

