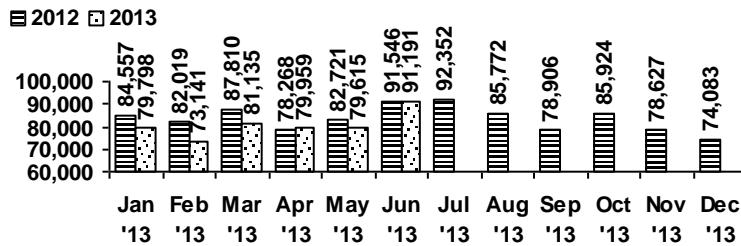


Logan Library Monthly Report June 2013

CIRCULATION

Total Circulation



Average Daily Circulation: 3,584
Highest day: 5,178 on Mon, Jun 17

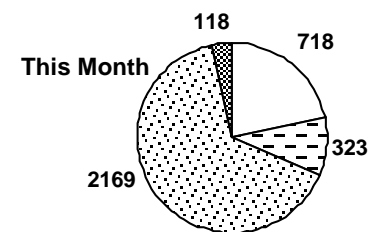
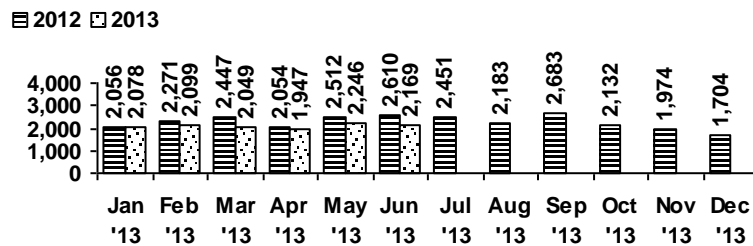
SERVICES

Scheduled Meeting Room Usage (this month / year to date)

	groups	meetings		groups	meetings
Lake Bonneville Room	16 / 91	26 / 134	Old Ephraim Room	8 / 57	21 / 117
Jim Bridger Room	11 / 64	15 / 102	Old Juniper Room	11 / 49	13 / 82
Logan History Room	6 / 35	7 / 41	Temple Fork Room	6 / 36	8 / 82

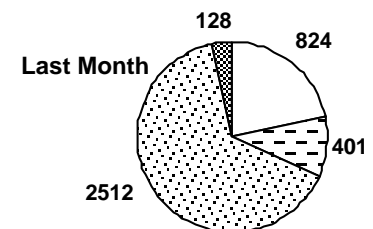
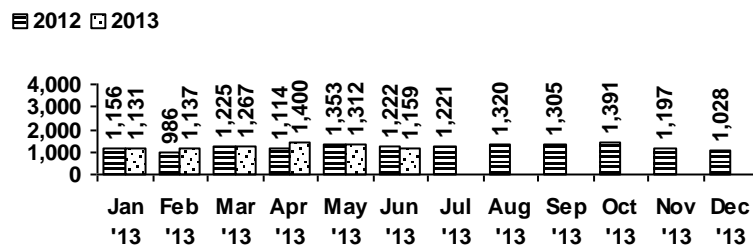
Total Groups: 58 / 332 Total Meetings: 90 / 558

Reference Transactions



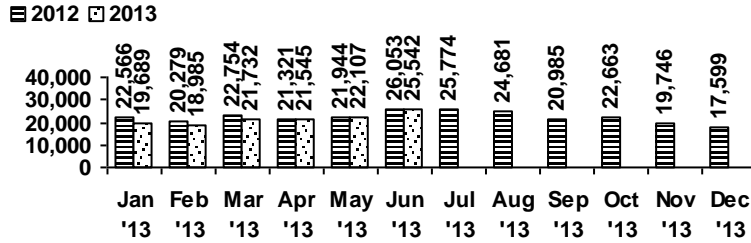
computer/printing directional/policy
 reference other

Other Transactions



VISITS

Patron Exit Count

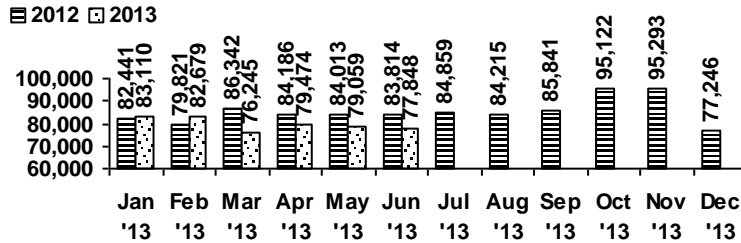


Average visits per day: 1,021.68

Circulations per visit: 3.5

Library card holders: 24,722

Online Visits



Average online visits per day: 2,594

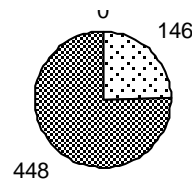
Average visit length: 7:29

HOLDINGS

	Donations	Purchases	Withdrawals
Fiction	6	703	613
Nonfiction	110	308	973
Audiovisual	3	221	125
E-Resources	594	0	0
Total	713	1,232	1,711

New E-Resources

Legend: ebook (solid), eaudio (dotted), evideo (cross-hatched)



Items in collection: 231,443

Titles in collection: 177,404

PROGRAMS / PROJECTS

Summer Reading Program

Total Children's Sign-ups:	1,890
Total Children's Reading Records turned in:	989
Total Teen Sign-ups:	456
Total Teen Reading Records turned in:	185
Total Adult Sign-ups:	111
Total Adult Entries turned in:	335

Tours / Programs / Special Storyhours

Number held:	23
Attendance:	353

Gnome Contest

397 entries, 30 winners