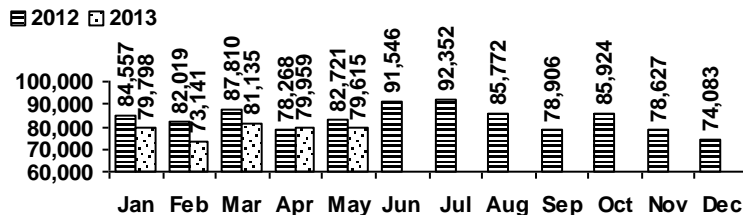


Logan Library Monthly Report May 2013

CIRCULATION

Total Circulation



Average Physical Circulation: 3,002
Highest day: 4,782 on Tue, May 28

Physical Circulation: 78,054
Online Circulation: 1,561

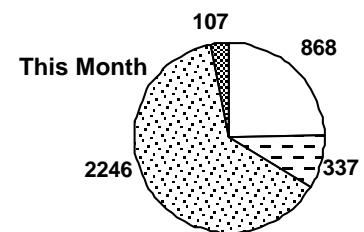
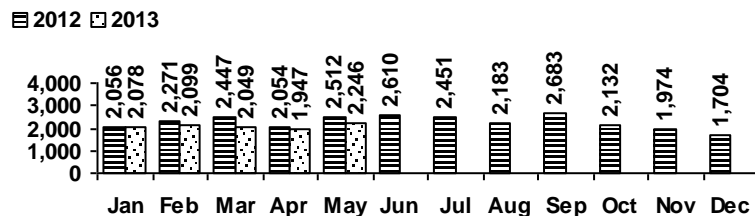
SERVICES

Scheduled Meeting Room Usage (this month / year to date)

	groups	meetings		groups	meetings
Lake Bonneville Room	16 / 75	24 / 108	Old Ephraim Room	8 / 49	18 / 96
Jim Bridger Room	9 / 53	14 / 87	Old Juniper Room	7 / 38	16 / 69
Logan History Room	6 / 29	7 / 34	Temple Fork Room	7 / 30	16 / 74

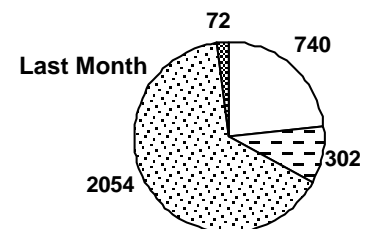
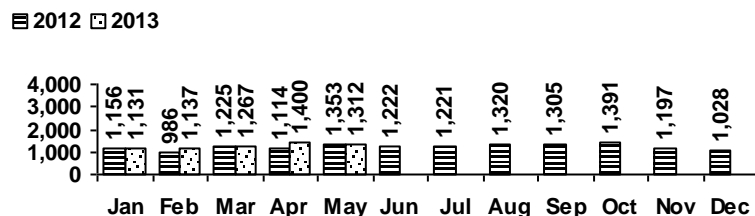
Total Groups: 53 / 274 Total Meetings: 95 / 468

Reference Transactions



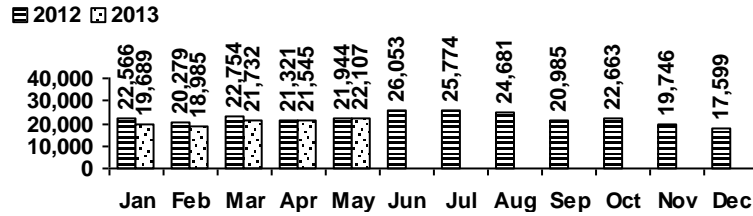
computer/printing directional/policy
 reference other

Other Transactions



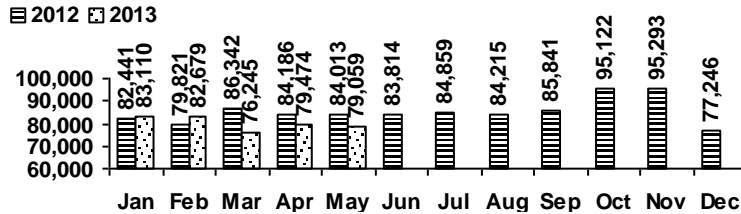
VISITS

Patron Exit Count



Average visits per day: 850.27
 Physical circulations per visit: 3.5
 Library card holders: 24,870

Online Visits



Average online visits per day: 2,550
 Average visit length: 7:37

HOLDINGS

	Donations	Purchases	Withdrawals
Fiction	1	565	289
Nonfiction	15	172	258
Audiovisual	32	329	43
E-Resources	0	0	1
Total	48	1,066	591

Items in collection: 231,582
 Titles in collection: 177,108

PROGRAMS / PROJECTS

Preschool Storytime

Number of Sessions: 22
 Total Attendance (Children): 385
 Adult Visitors: 8

Toddler Storytime

Number of Sessions: 11
 Children: 153
 Adults: 120

Tours / Programs/ Special Storyhours

Number held: 17
 Attendance: 578