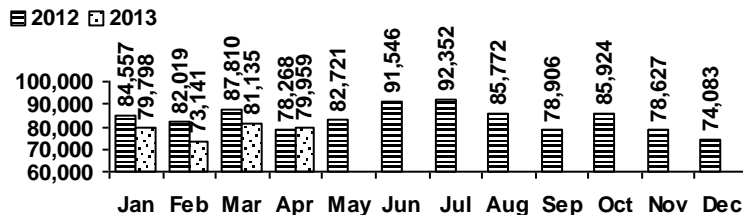


## Logan Library Monthly Report April 2013

### CIRCULATION

#### Total Circulation



Average Physical Circulation: 3,019  
Highest day: 3,722 on Mon, Apr 15

Physical Circulation: 78,483  
Online Circulation: 1,476

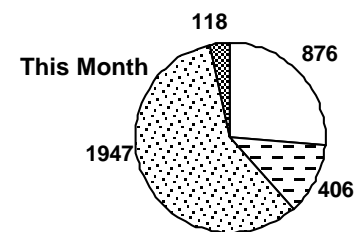
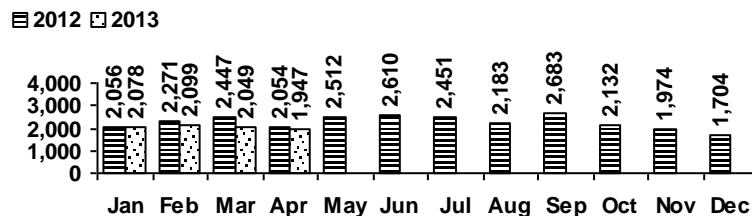
### SERVICES

#### Scheduled Meeting Room Usage (this month / year to date)

	groups	meetings		groups	meetings
Lake Bonneville Room	14 / 59	25 / 84	Old Ephraim Room	13 / 41	22 / 78
Jim Bridger Room	9 / 44	18 / 73	Old Juniper Room	7 / 31	19 / 53
Logan History Room	5 / 23	6 / 27	Temple Fork Room	10 / 23	19 / 58

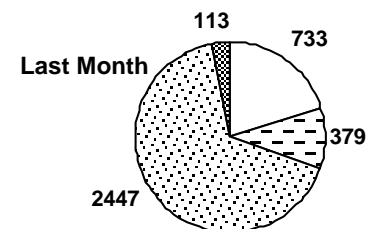
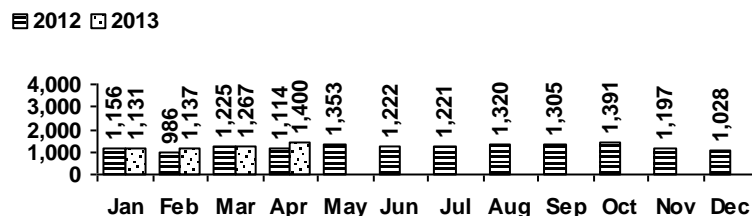
**Total Groups: 58 / 221    Total Meetings: 109 / 373**

#### Reference Transactions



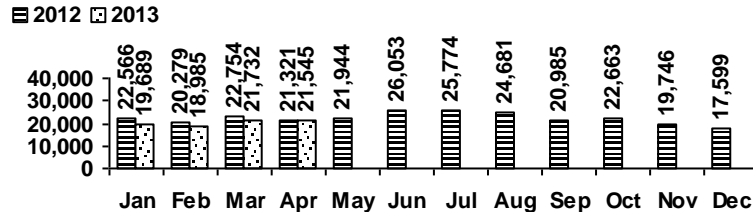
computer/printing     directional/policy  
 reference                 other

#### Other Transactions



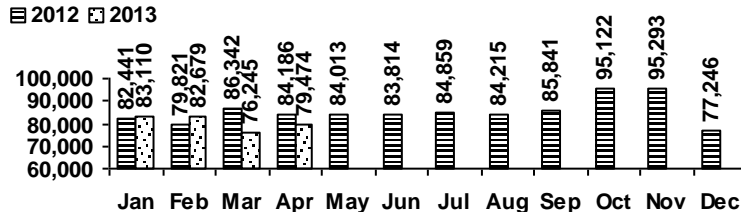
## VISITS

### Patron Exit Count



Average visits per day: 828.65  
 Physical circulations per visit: 3.6  
 Library card holders: 24,507

### Online Visits



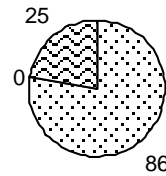
Average online visits per day: 2,649  
 Average visit length: 7:15

## HOLDINGS

	Donations	Purchases	Withdrawals
Fiction	36	699	334
Nonfiction	234	254	54
Audiovisual	3	245	45
E-Resources	111	0	1
<b>Total</b>	<b>384</b>	<b>1,198</b>	<b>434</b>

### New E-Resources

■ ebook ■ evideo ■ eaudio



Items in collection: 230,796  
 Titles in collection: 176,542

## PROGRAMS / PROJECTS

### Preschool Storytime

Number of Sessions: 20  
 Total Attendance (Children): 334  
 Adult Visitors: 11

### Toddler Storytime

Number of Sessions: 10  
 Children: 121  
 Adults: 100

### Tours / Programs/ Special Storyhours

Number held: 21  
 Attendance: 502